


A a




is for apple

**Bb**



is for banana

Cc




is for cat

D d




is for dog

**Ee**




is for egg

**Ff**




is for fish

Gg




is for gate

Hh




is for hat

i i



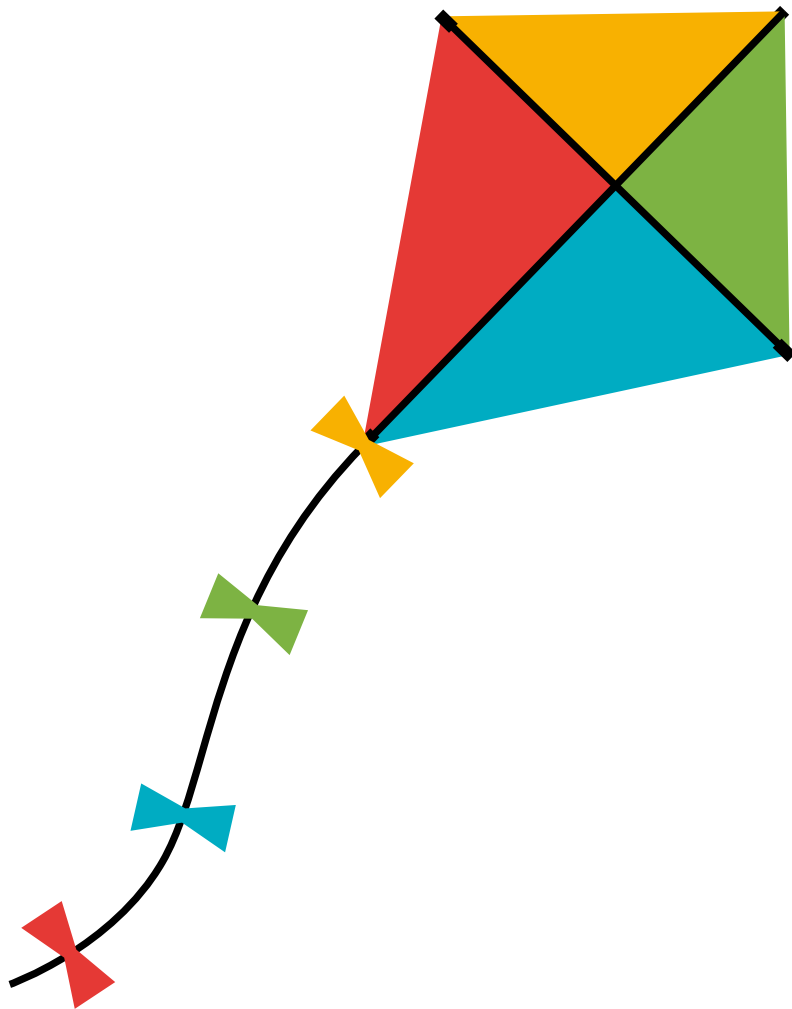
is for igloo

Jj




is for jelly

Kk



is for kite

L I




is for lemon

Mm




is for monkey

**Nn**




is for net

O o




is for orange

Pp



is for pear

Qq




is for queen

**Rr**



is for rabbit

Ss



is for strawberry

T t



is for tiger

Uu




is for umbrella

V v



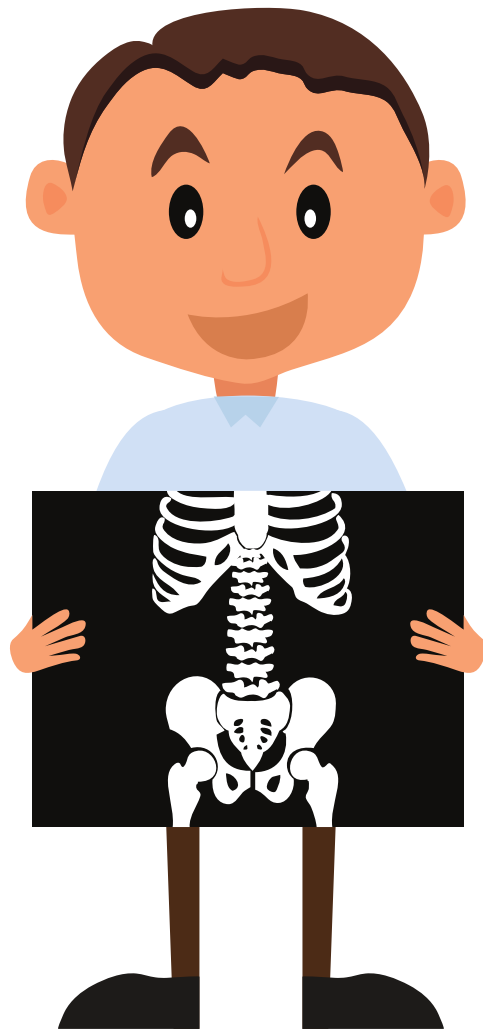
is for van

Ww




is for whale

Xx




is for x-ray

Yy



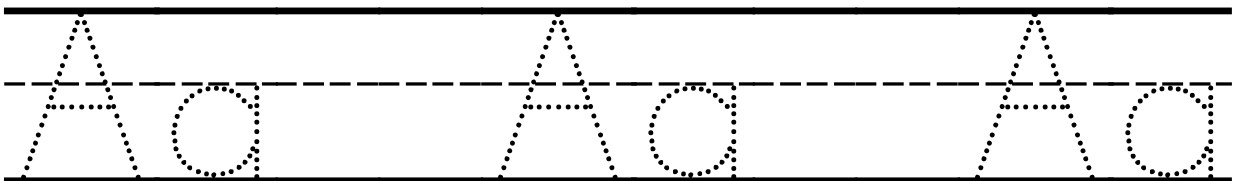
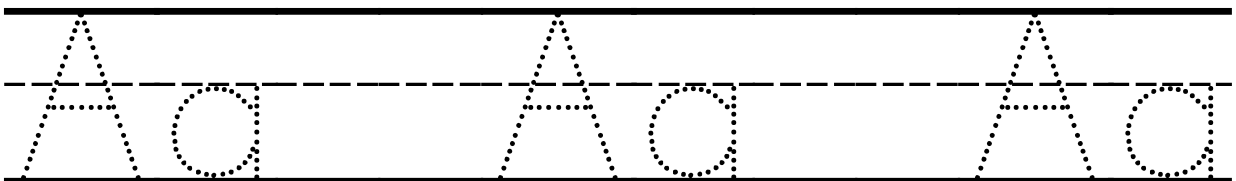
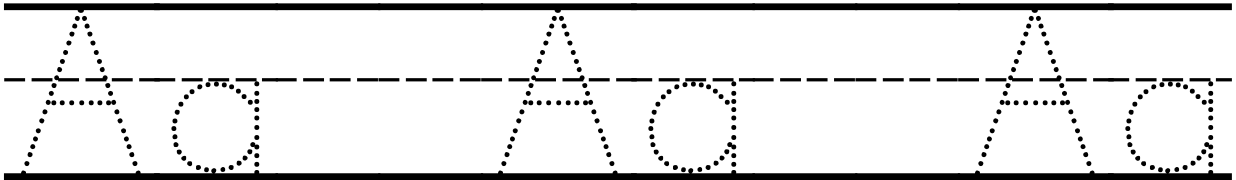
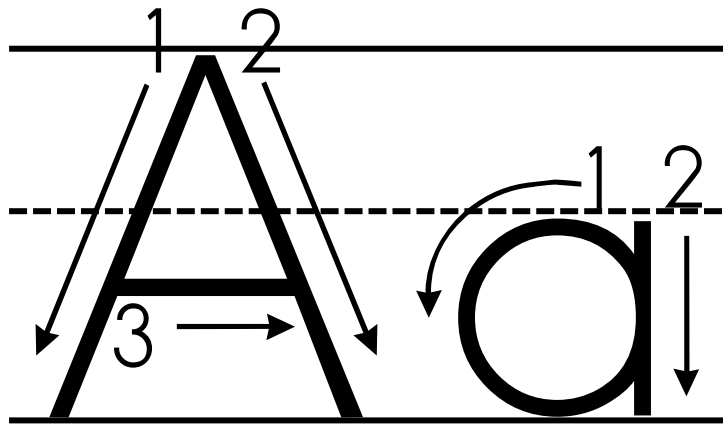
is for yoyo

Zz

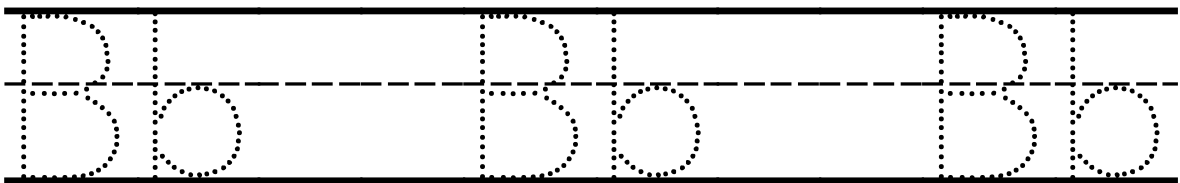
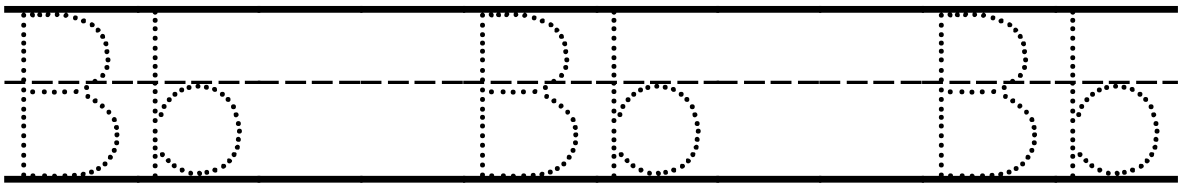
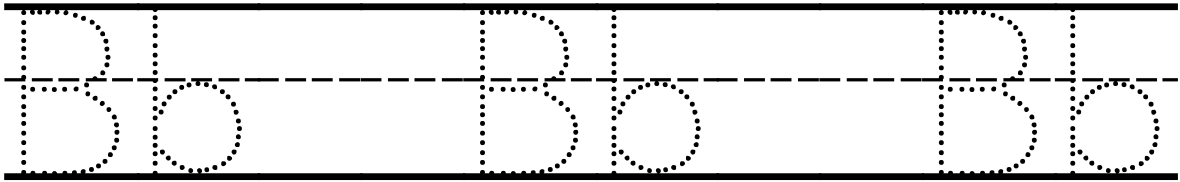
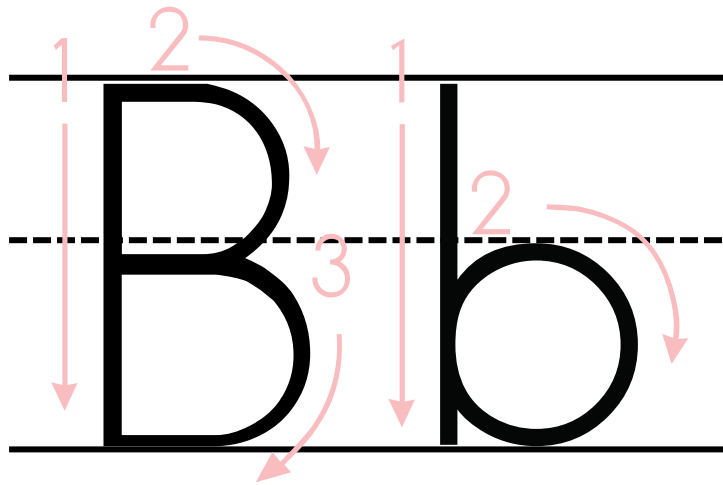


is for zebra

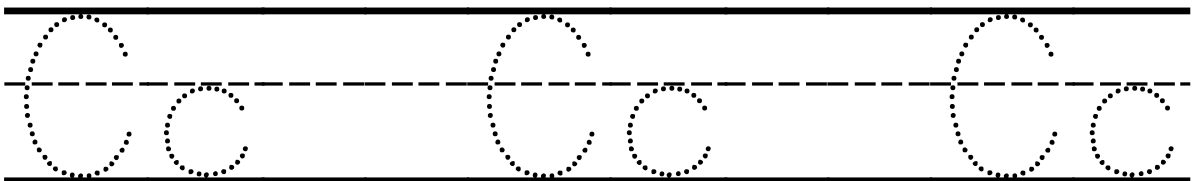
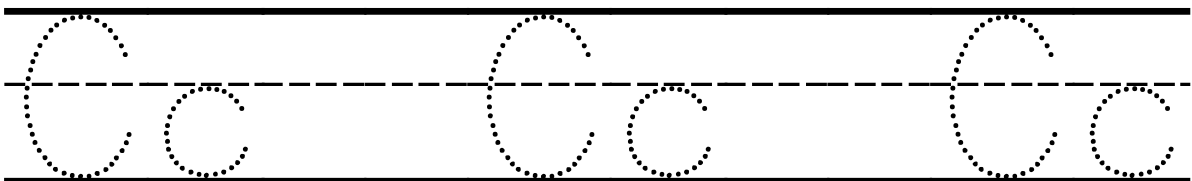
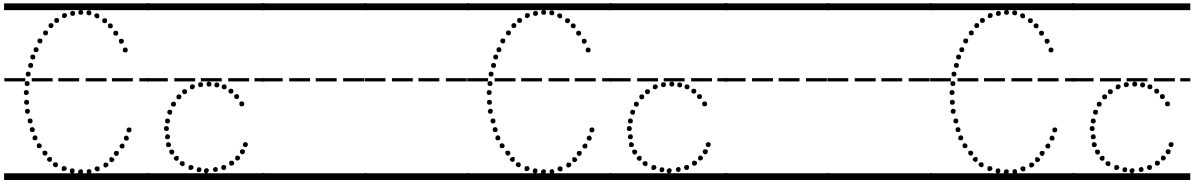
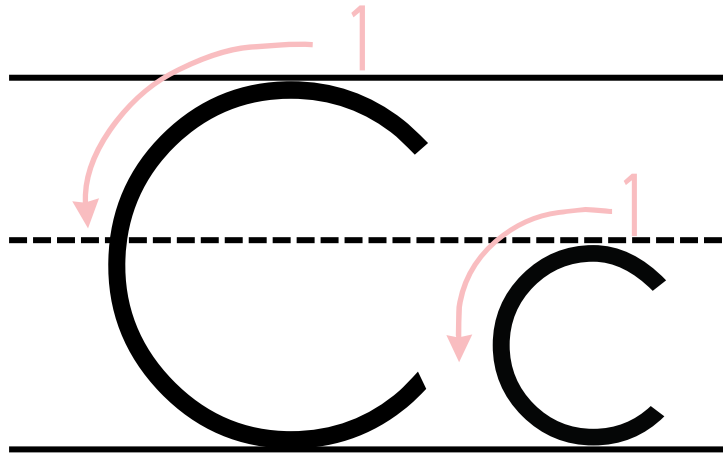
# Trace the Letter



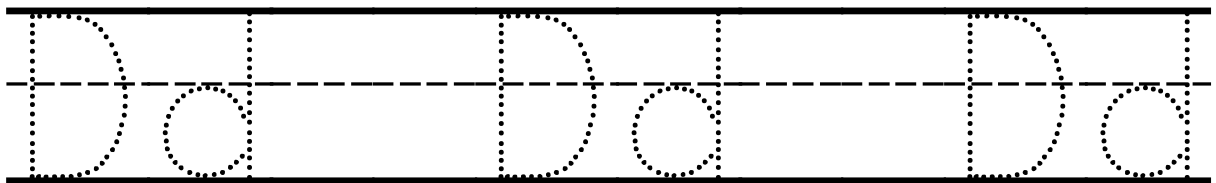
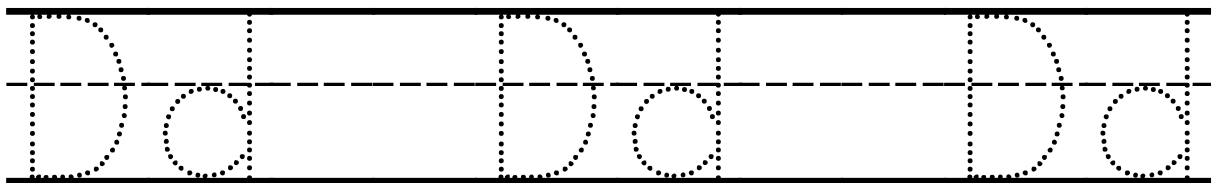
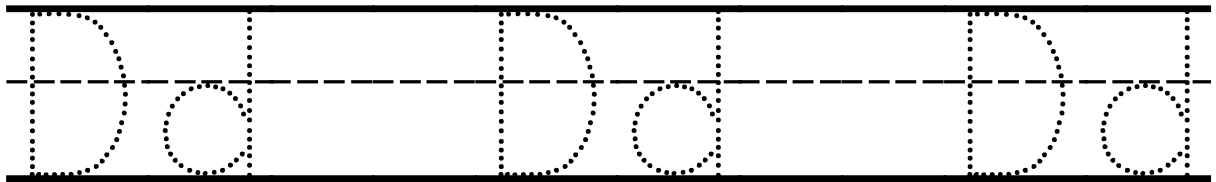
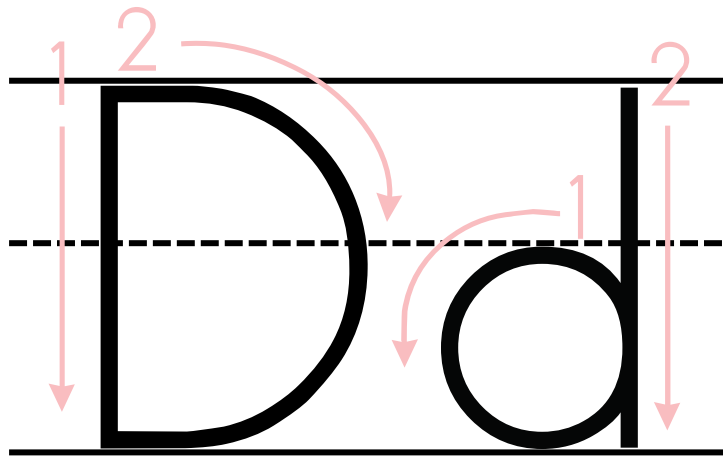
# Trace the Letter



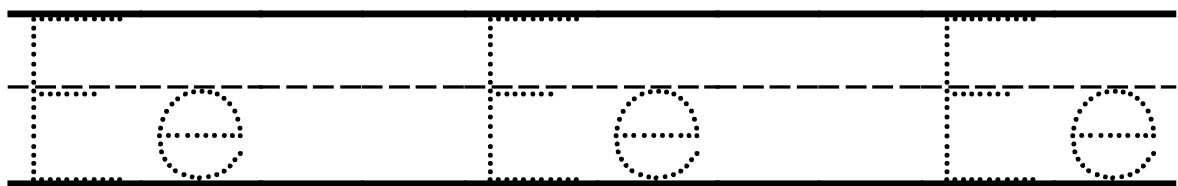
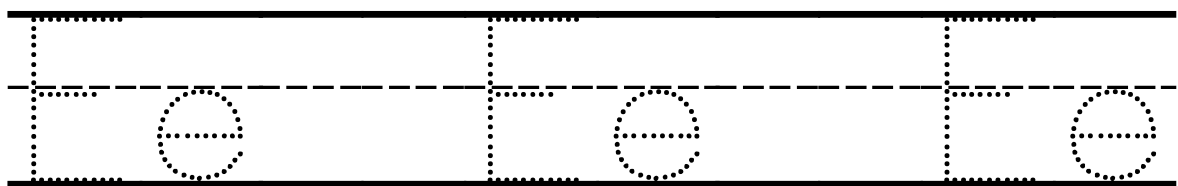
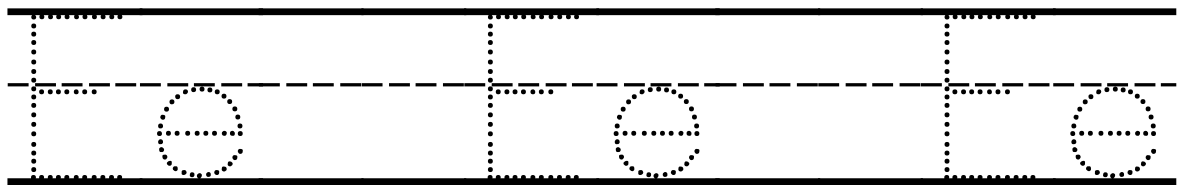
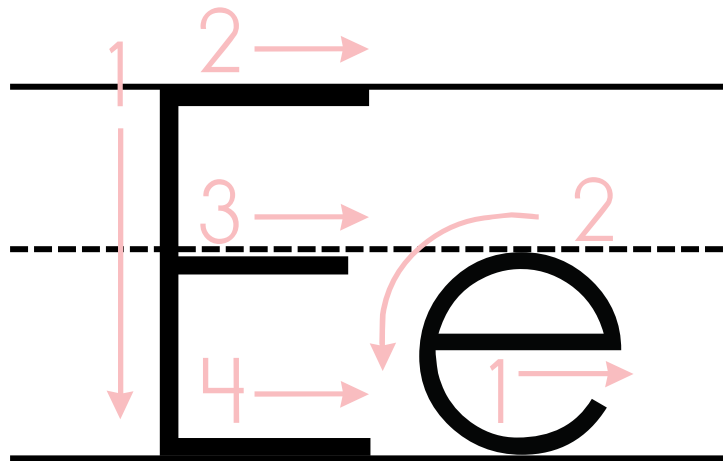
# Trace the Letter



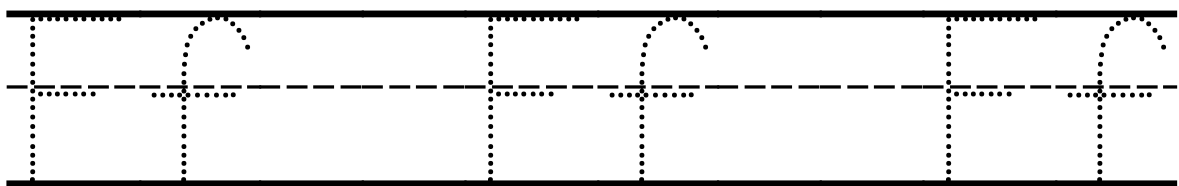
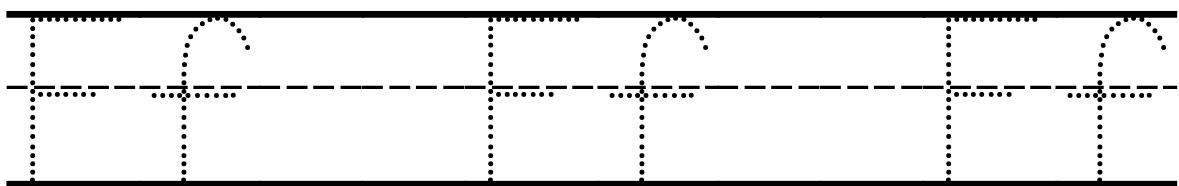
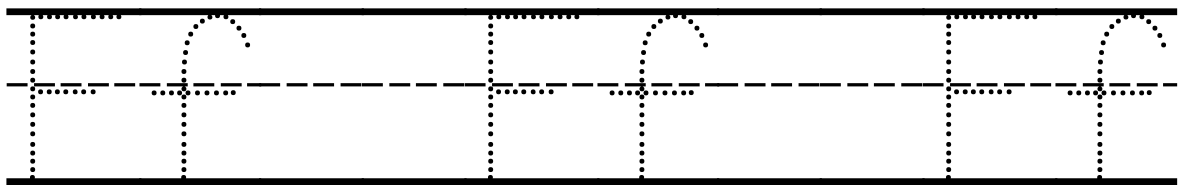
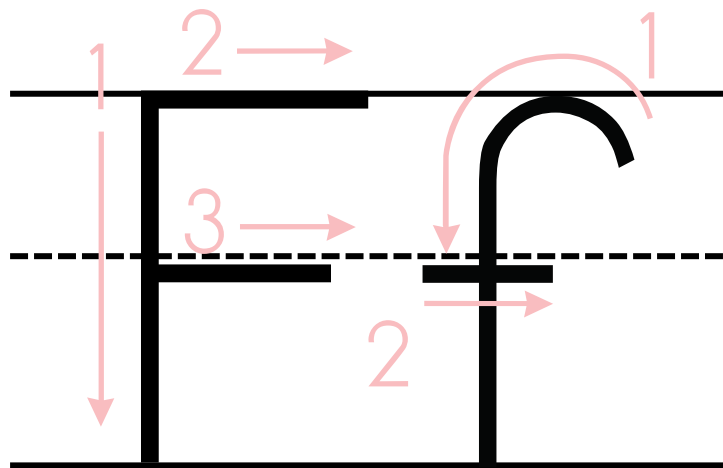
# Trace the Letter



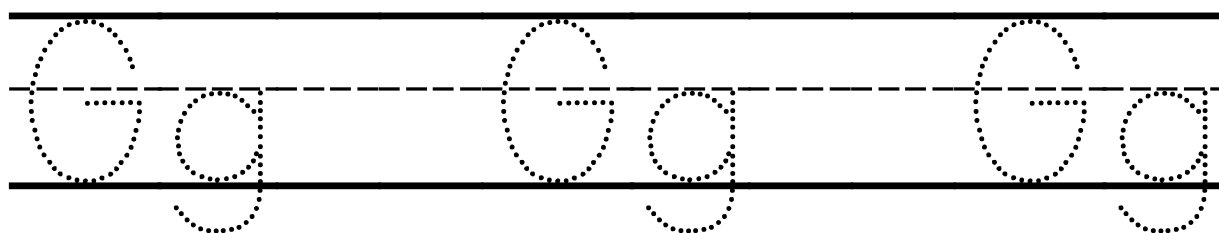
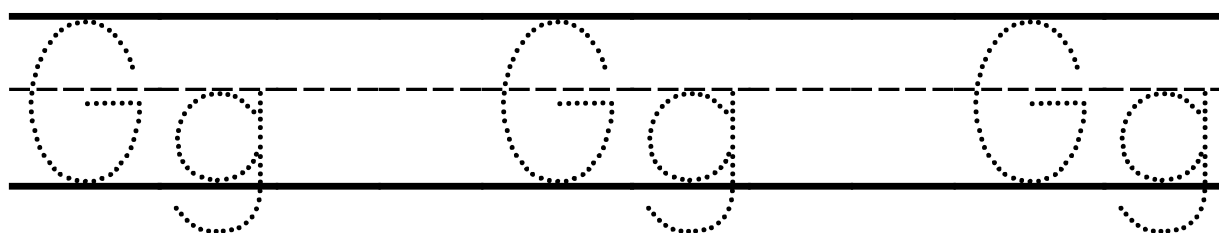
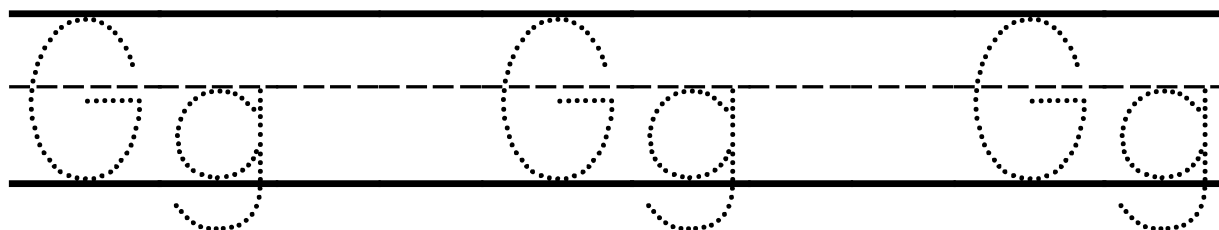
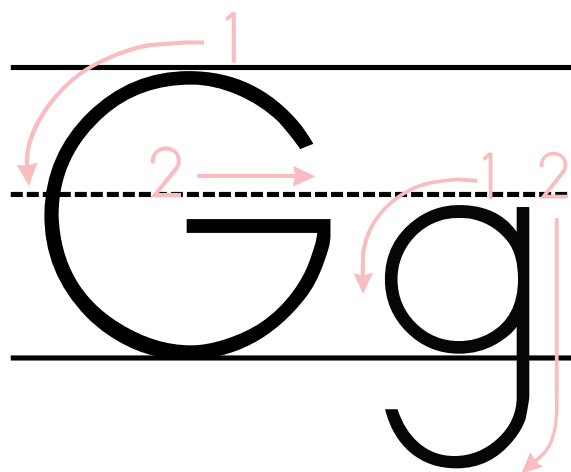
# Trace the Letter



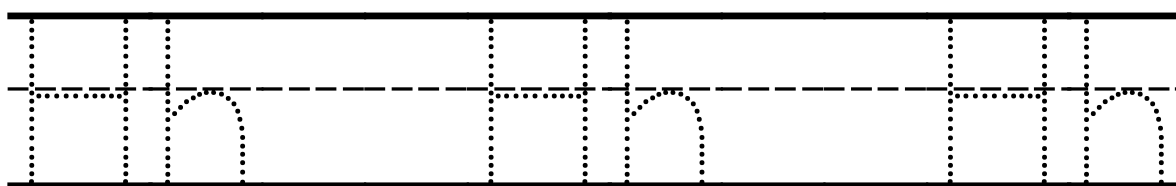
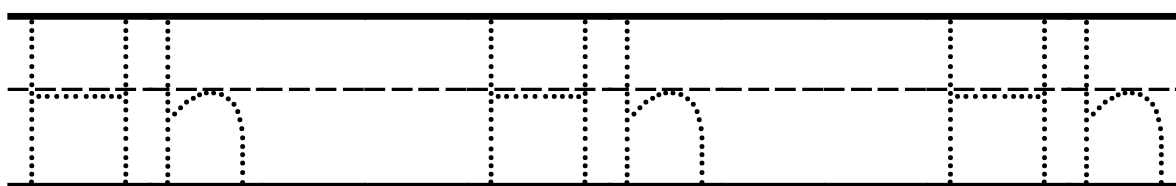
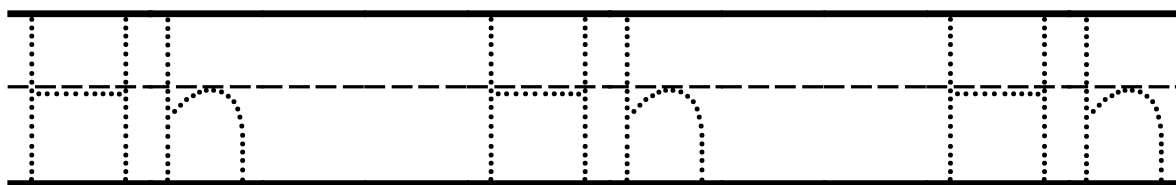
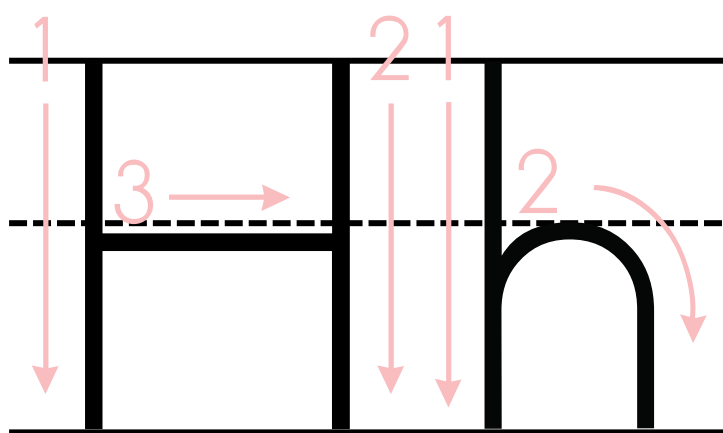
# Trace the Letter



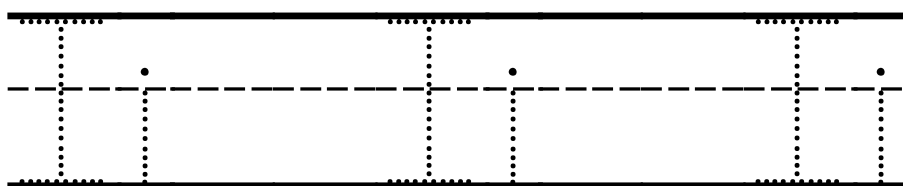
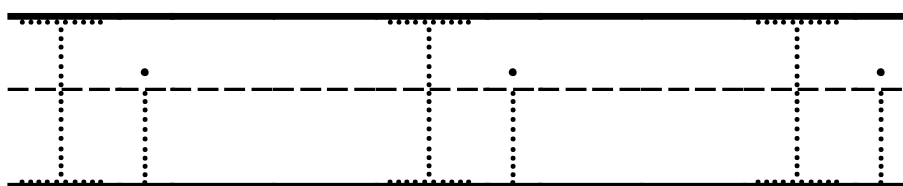
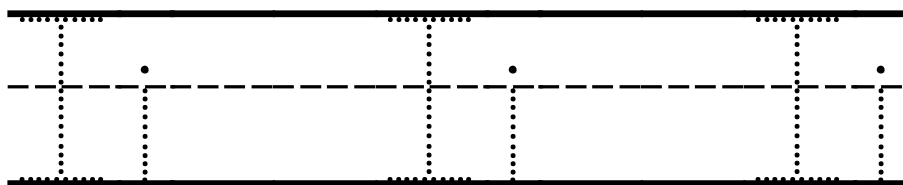
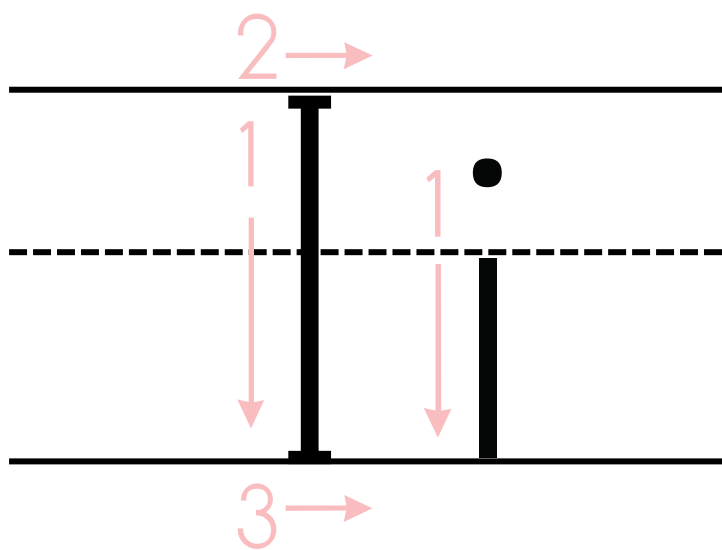
# Trace the Letter



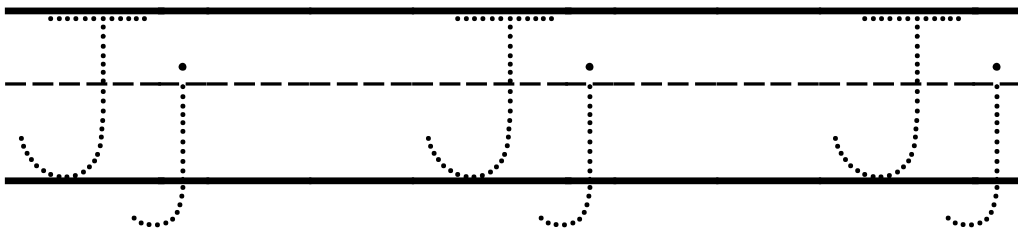
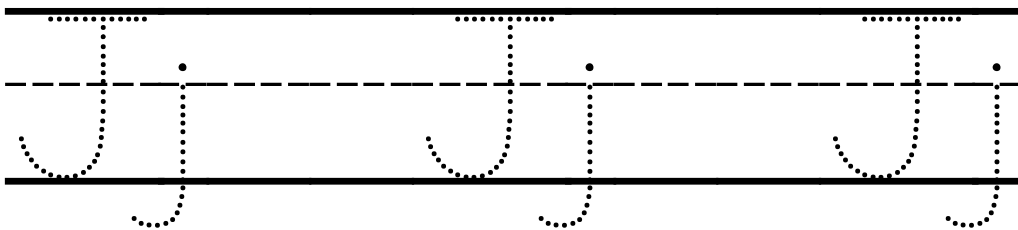
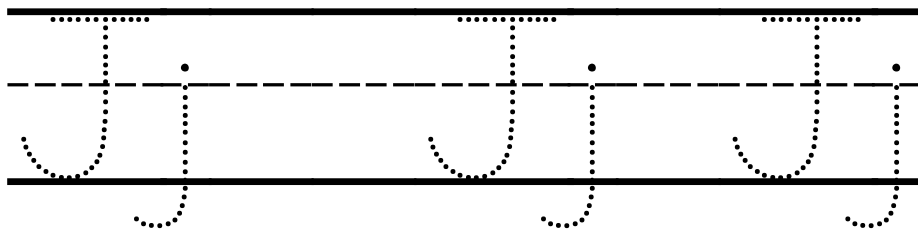
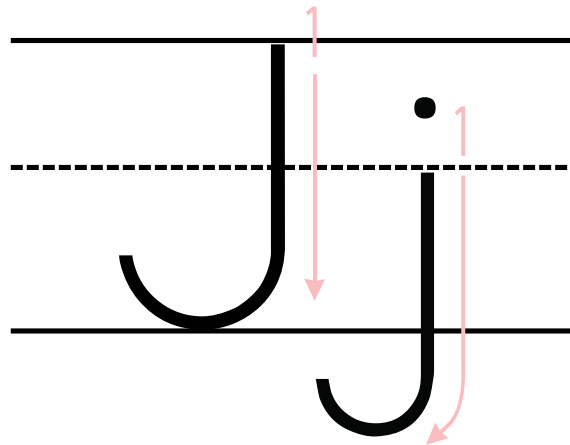
# Trace the Letter



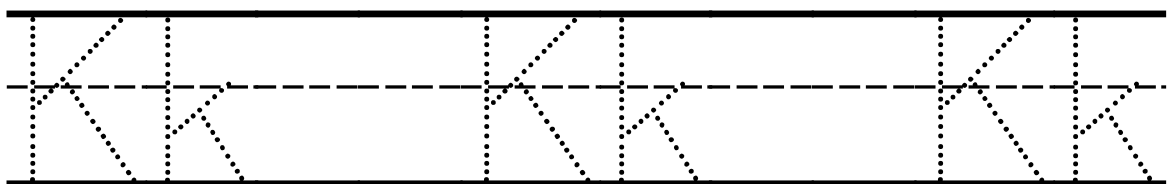
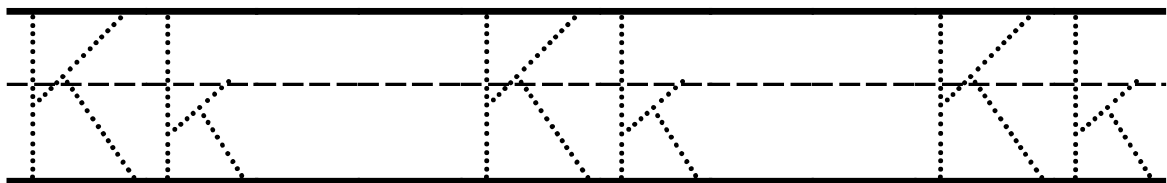
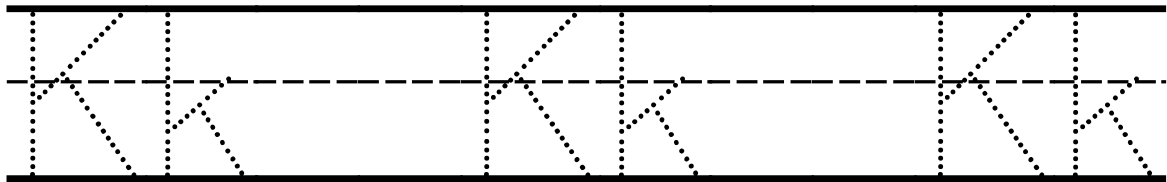
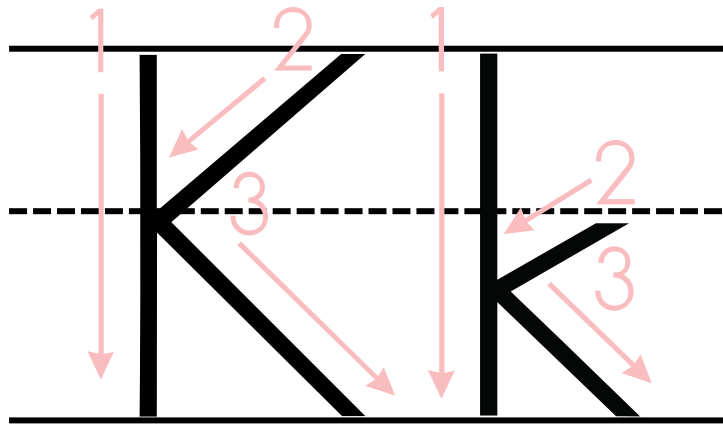
# Trace the Letter



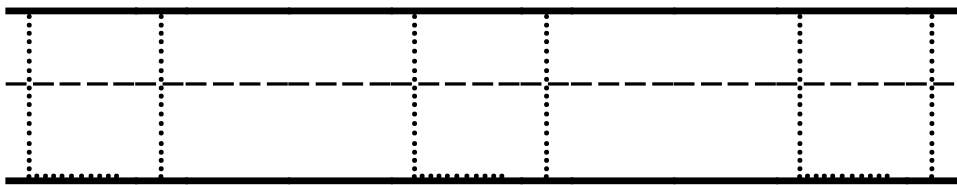
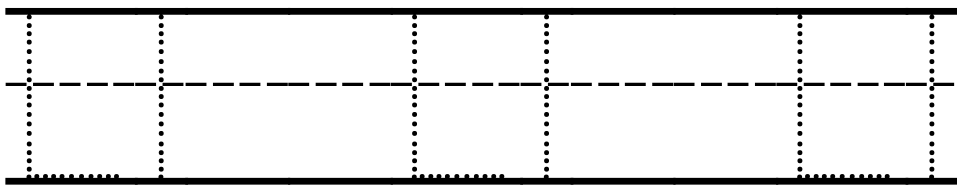
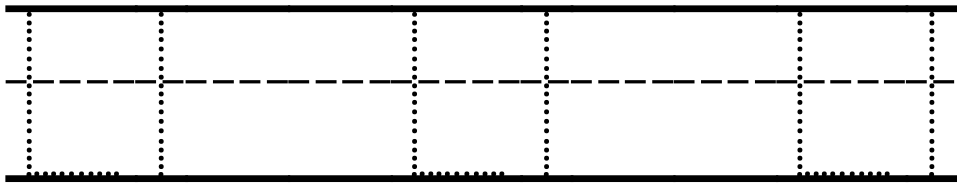
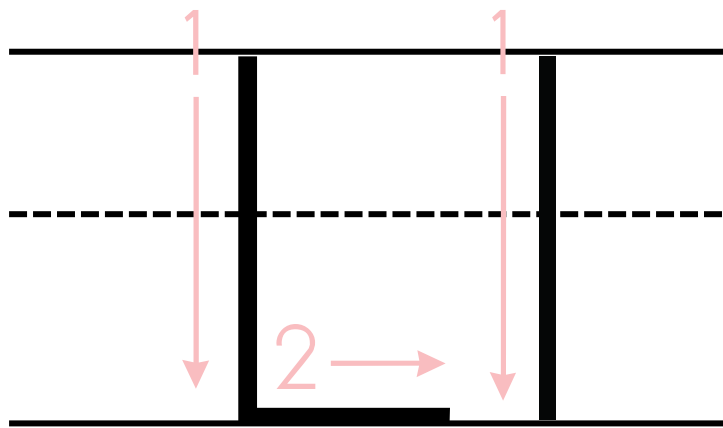
# Trace the Letter



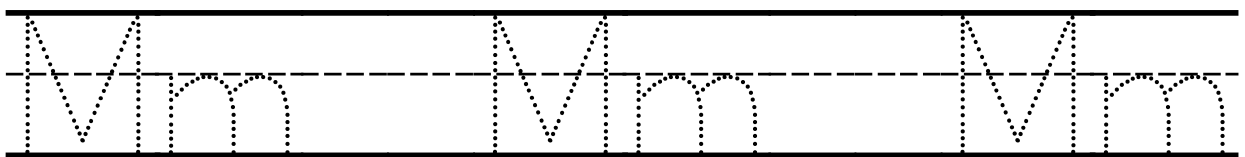
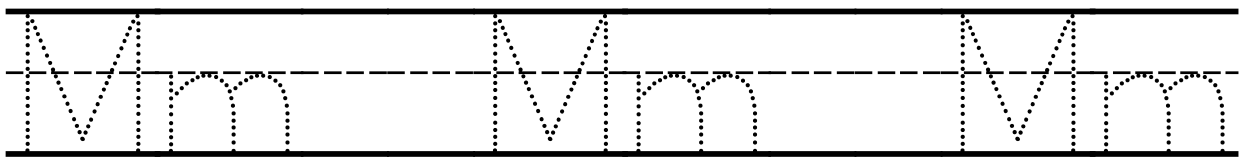
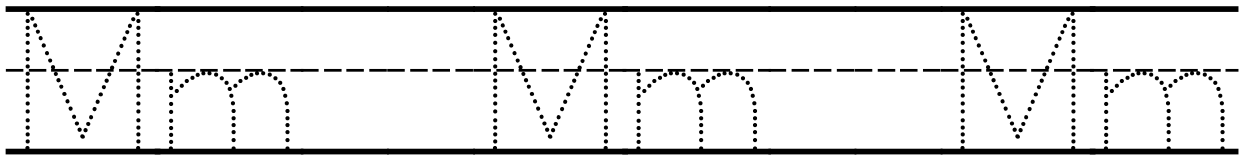
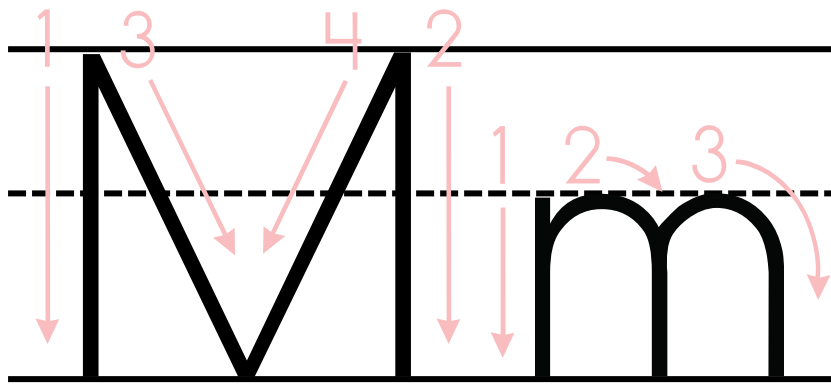
# Trace the Letter



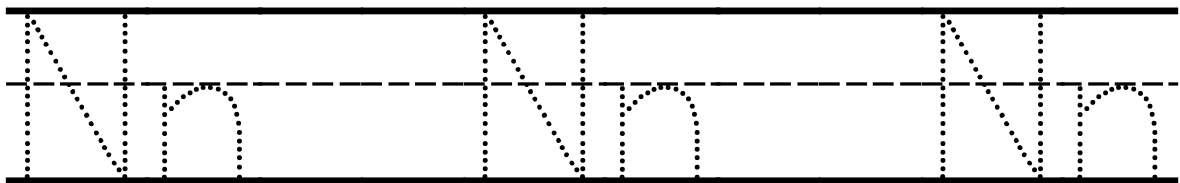
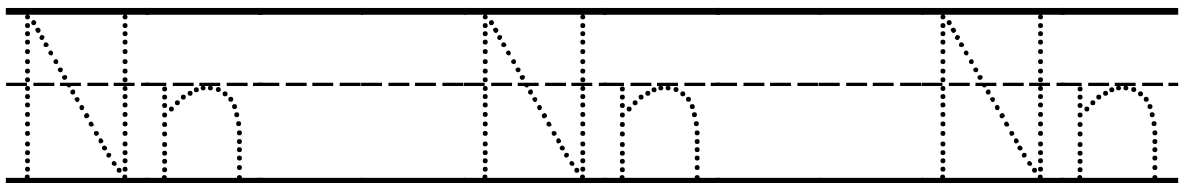
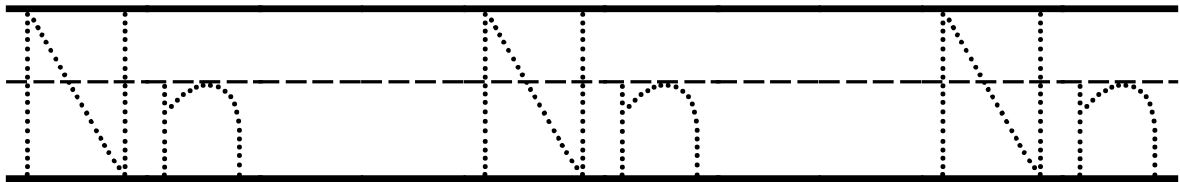
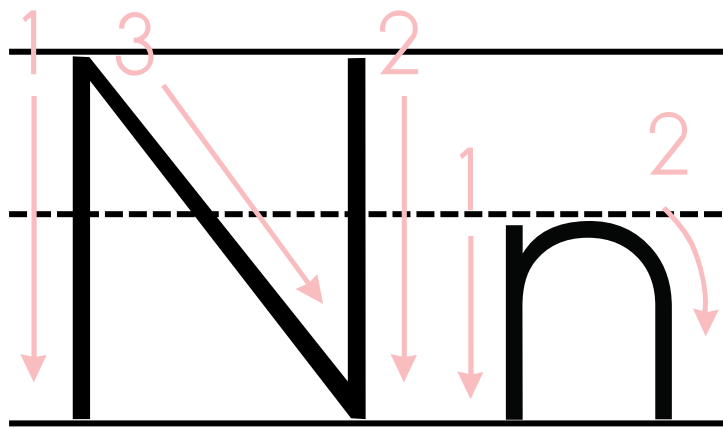
# Trace the Letter



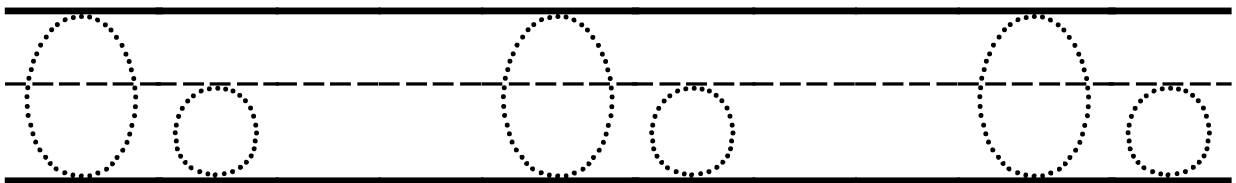
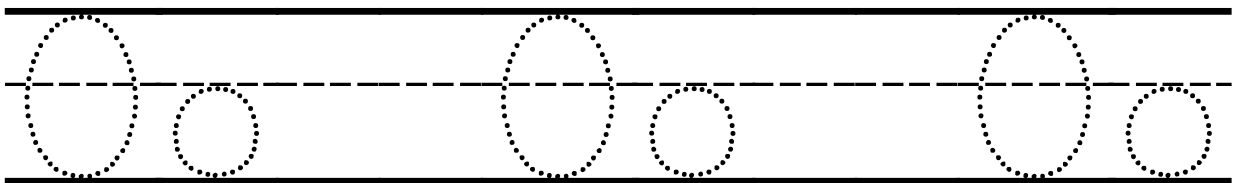
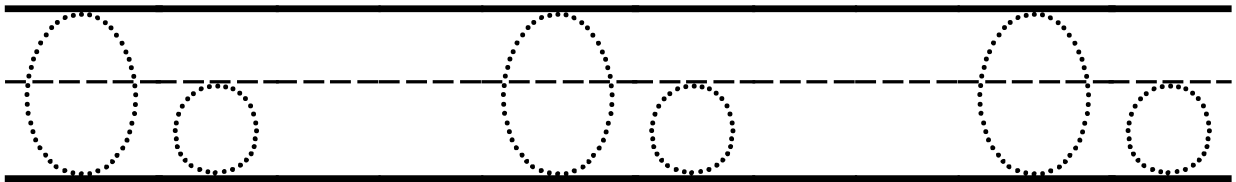
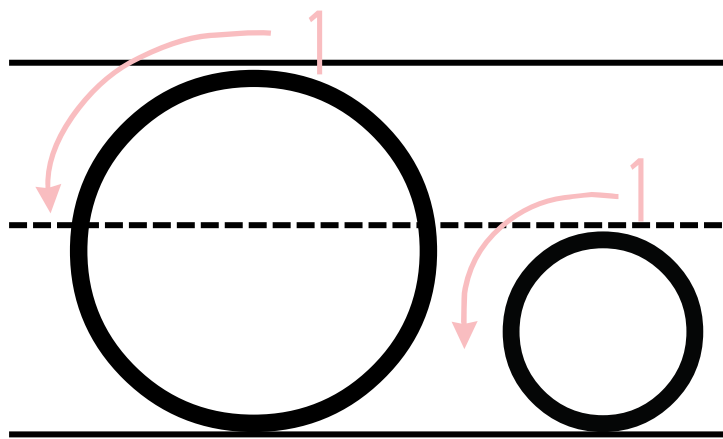
# Trace the Letter



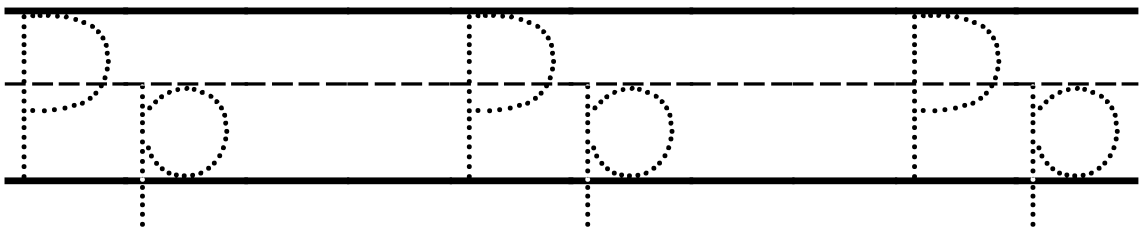
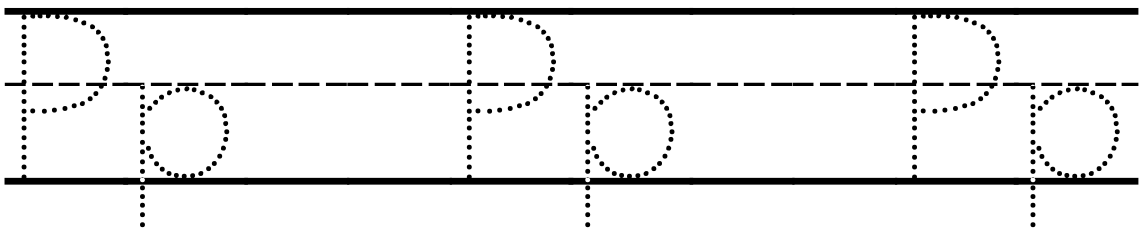
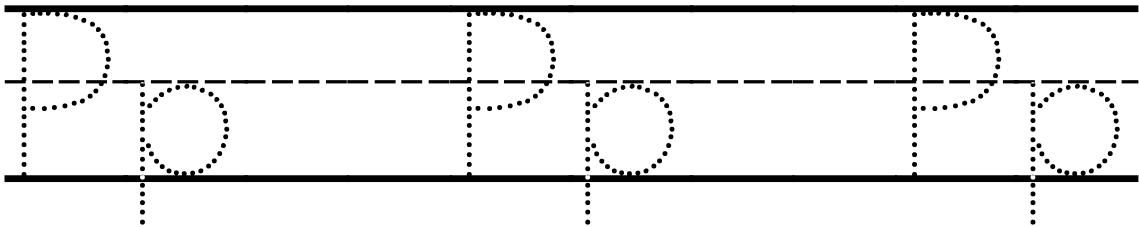
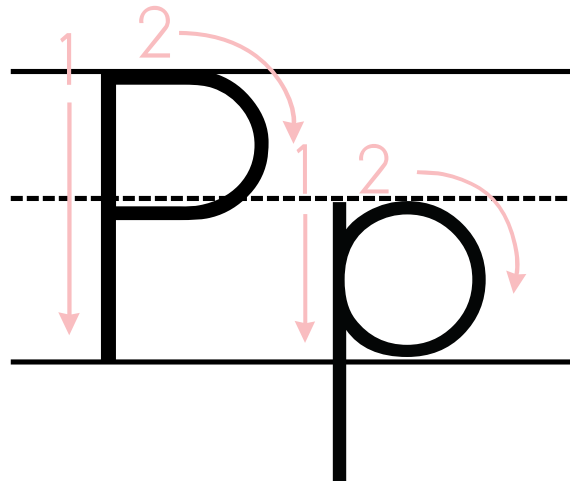
# Trace the Letter



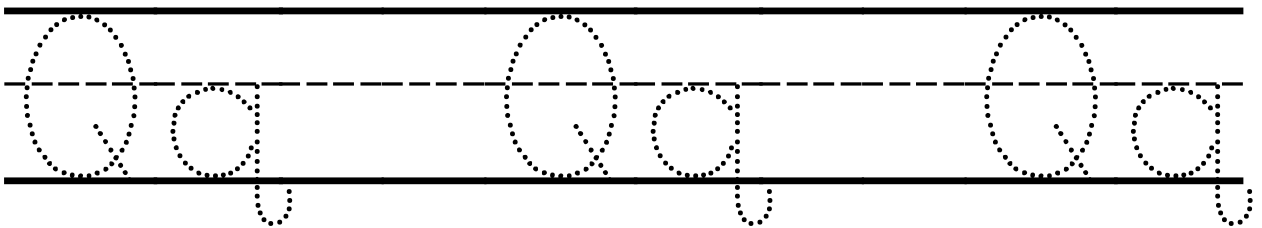
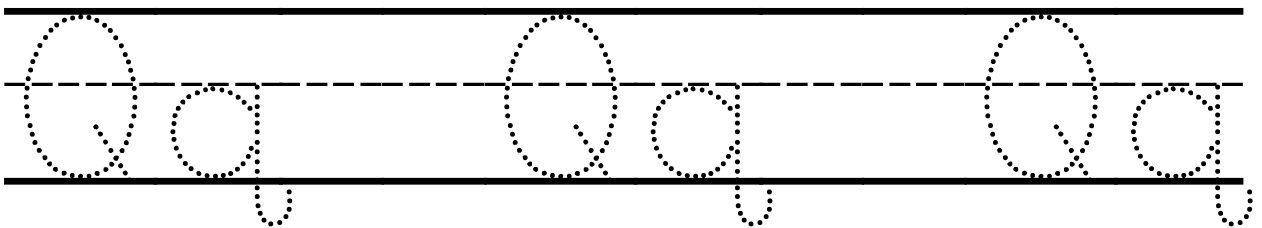
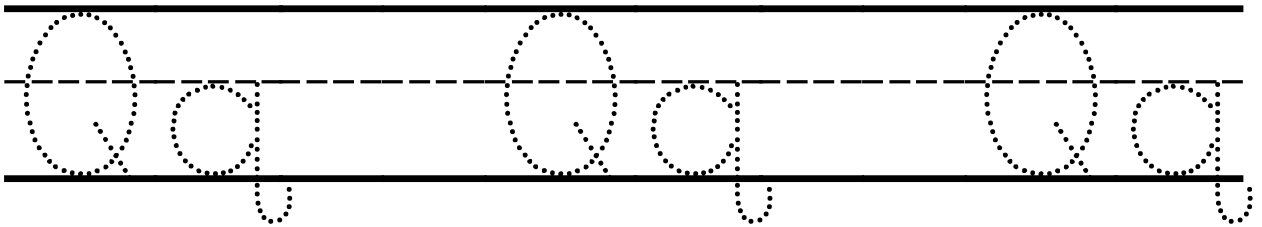
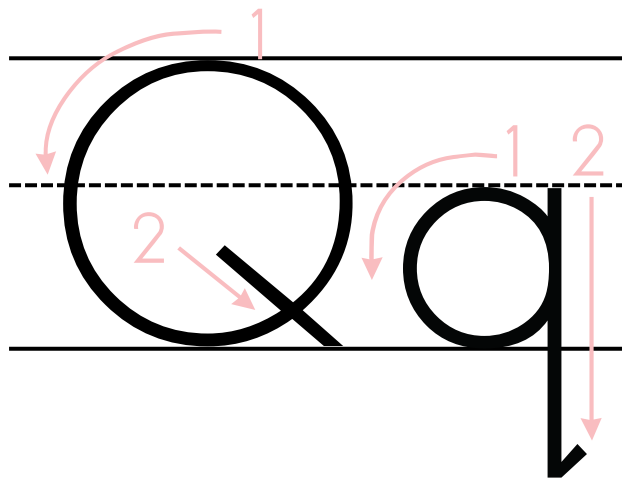
# Trace the Letter



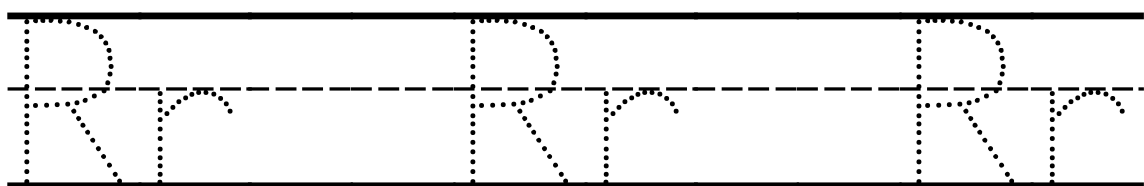
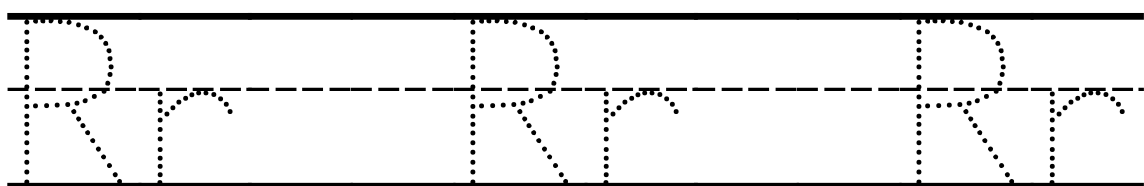
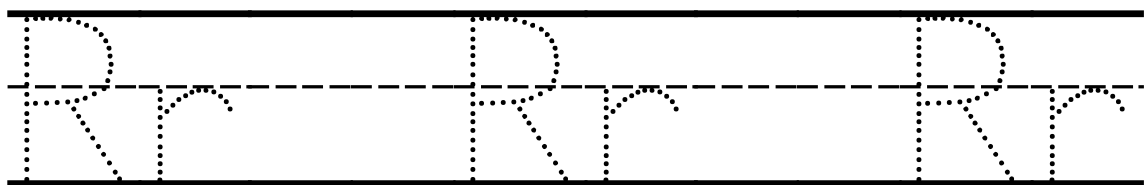
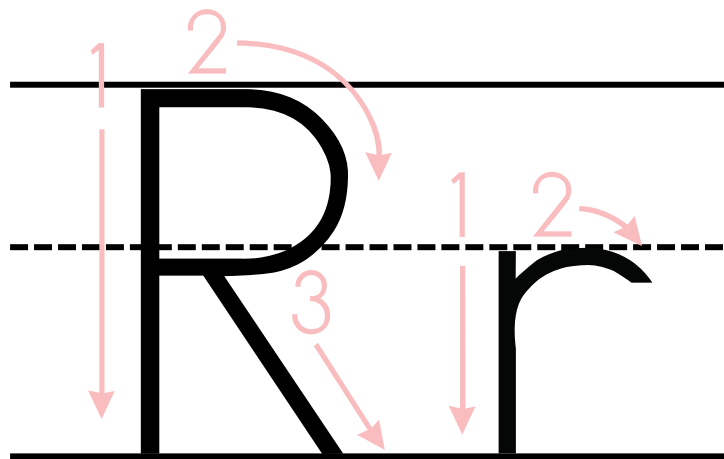
# Trace the Letter



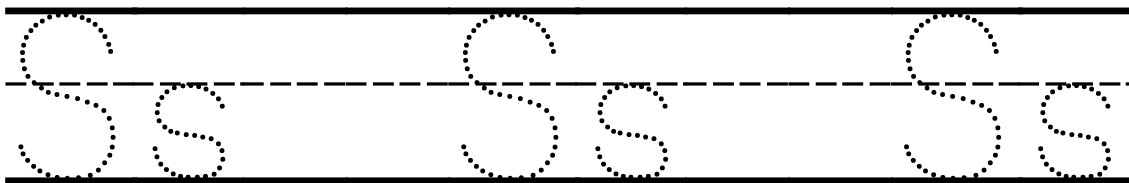
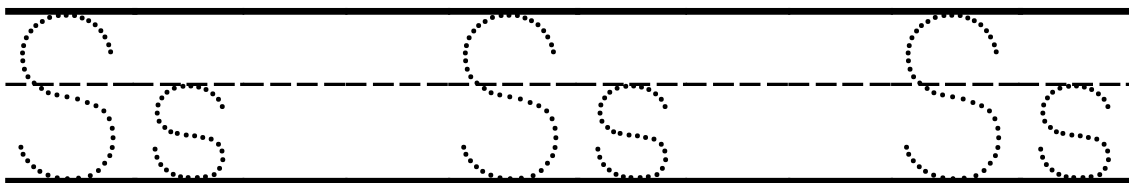
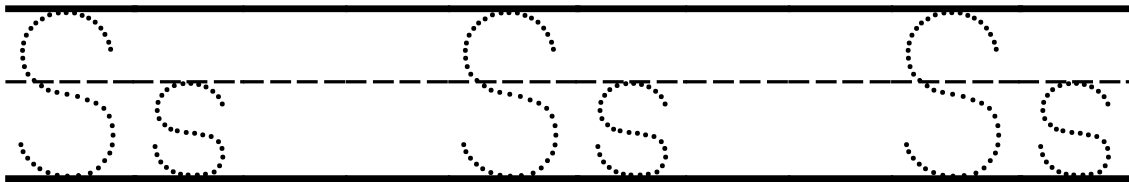
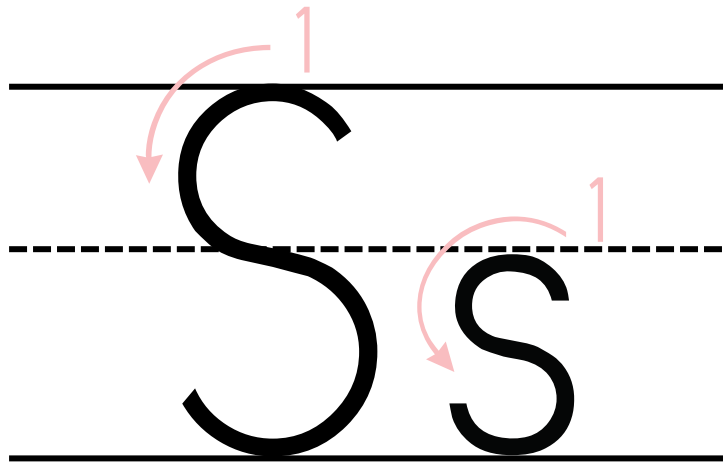
# Trace the Letter



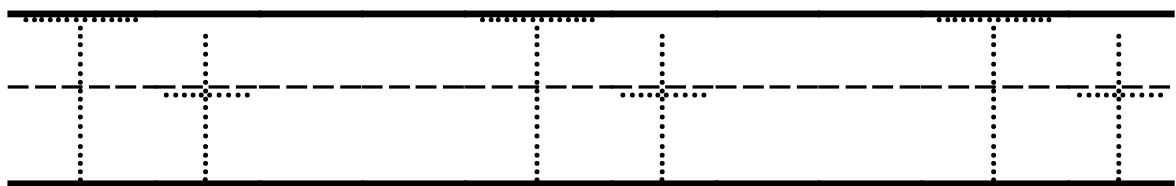
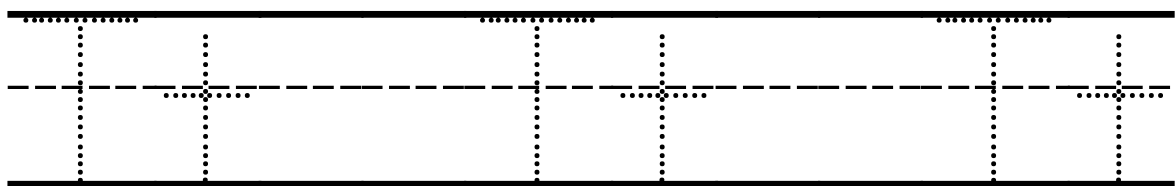
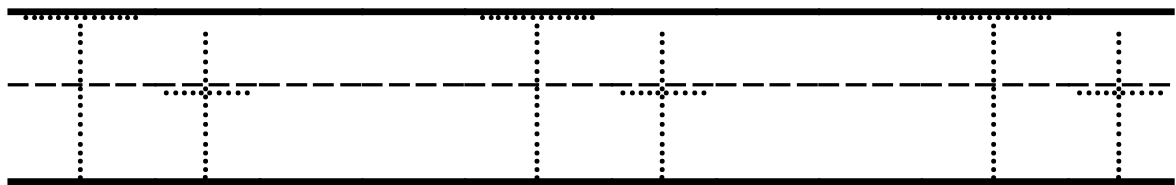
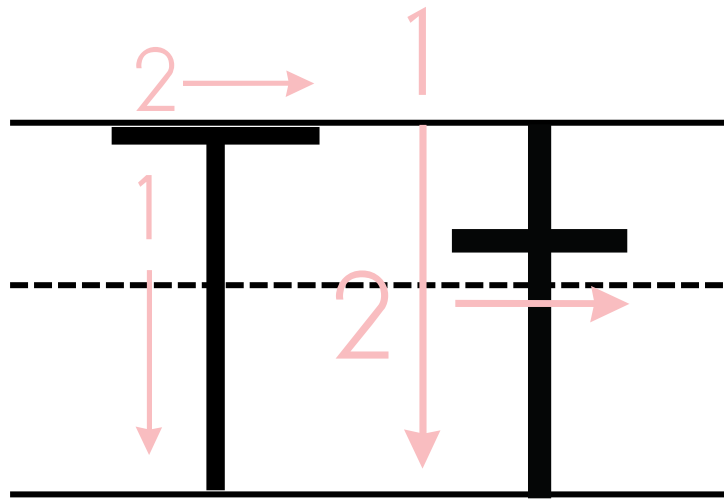
# Trace the Letter



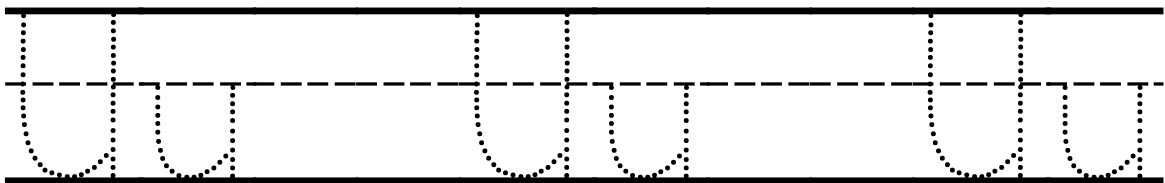
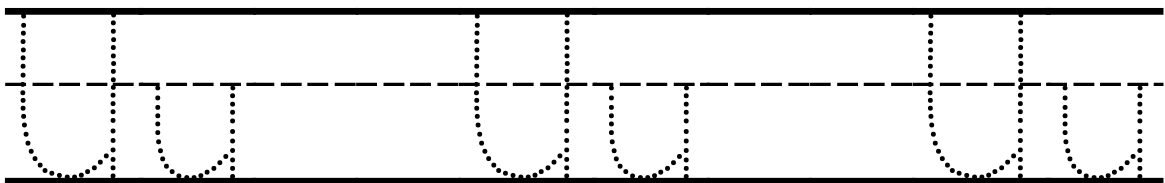
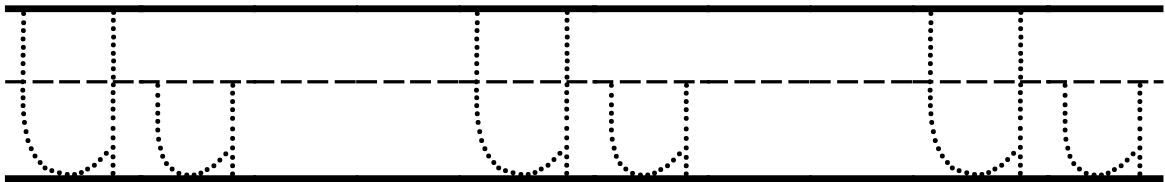
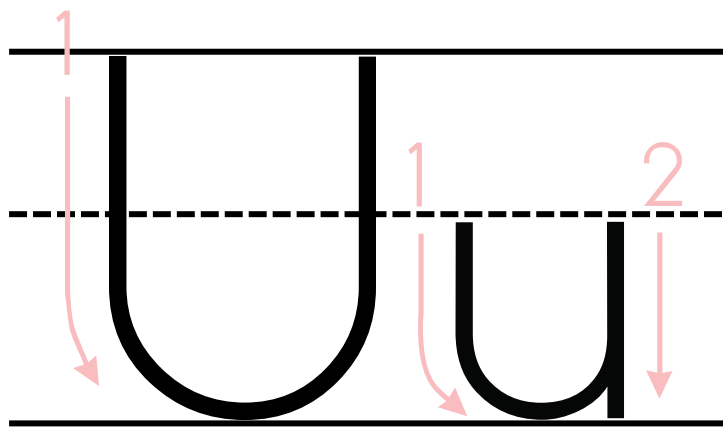
# Trace the Letter



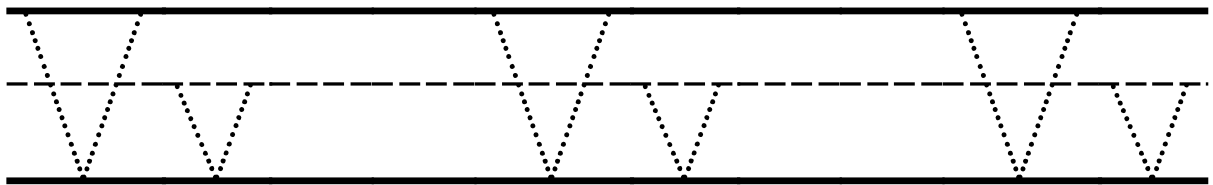
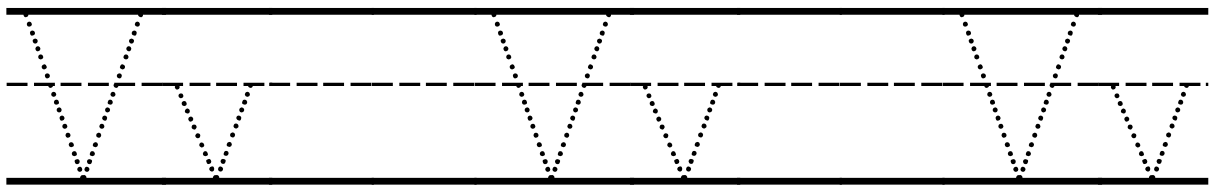
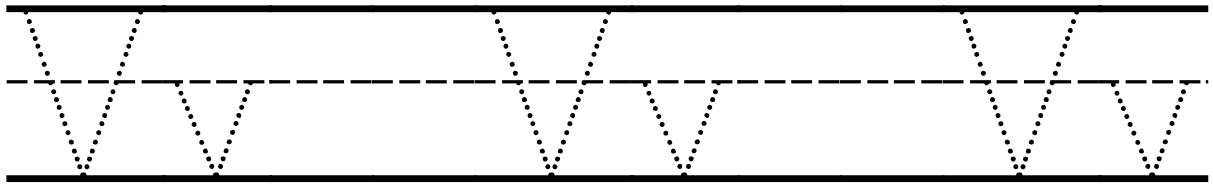
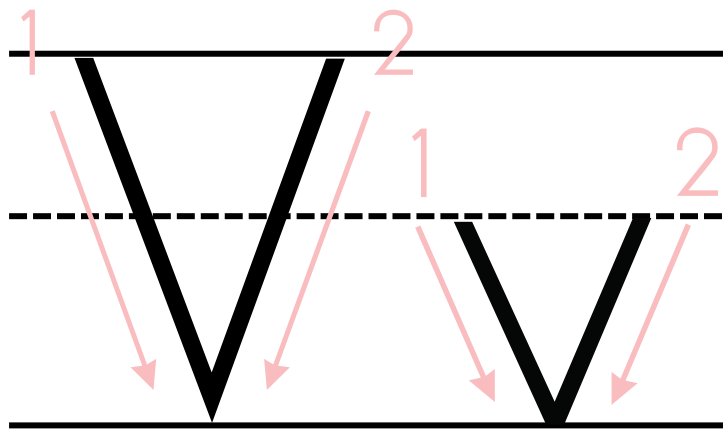
# Trace the Letter



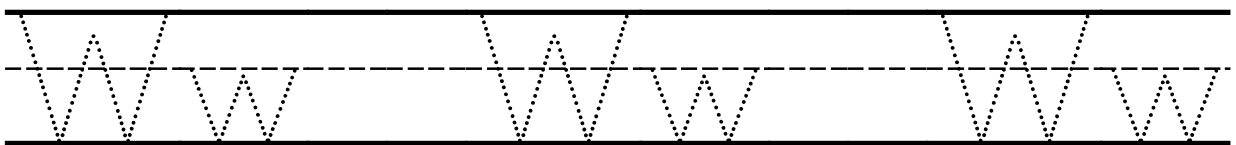
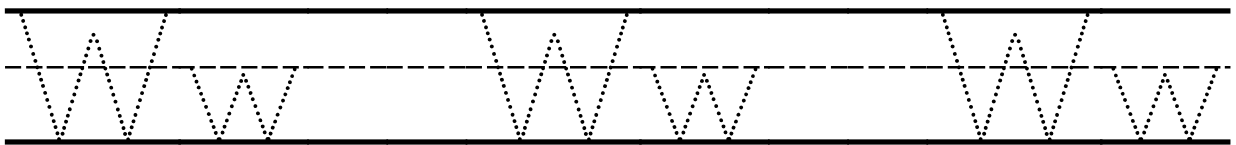
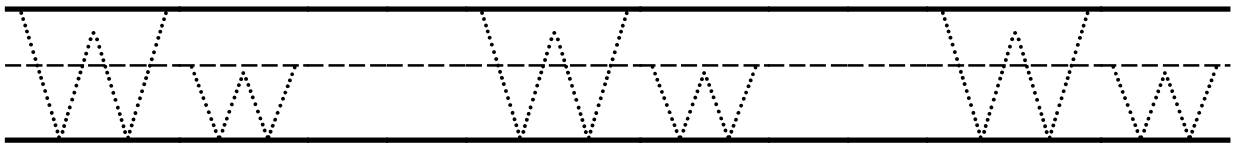
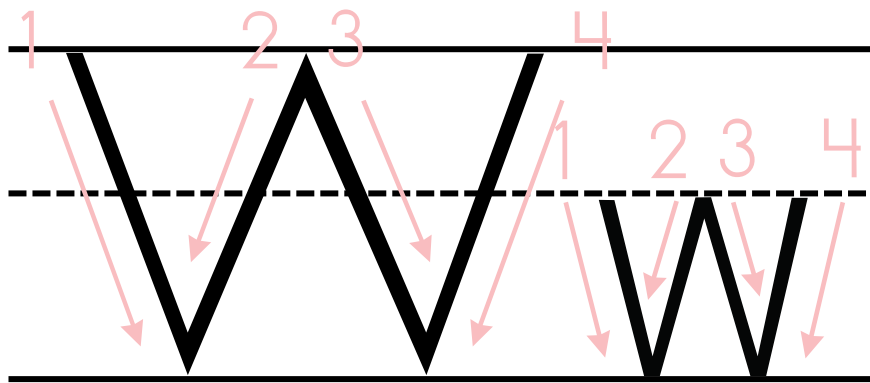
# Trace the Letter



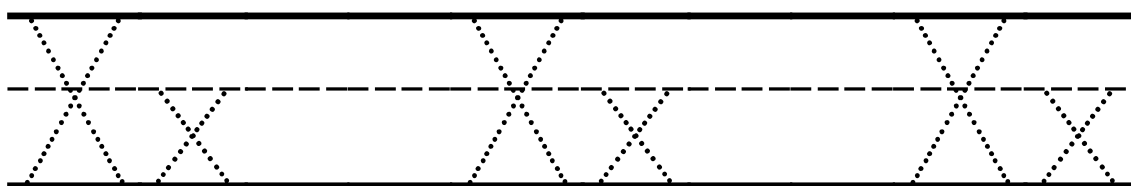
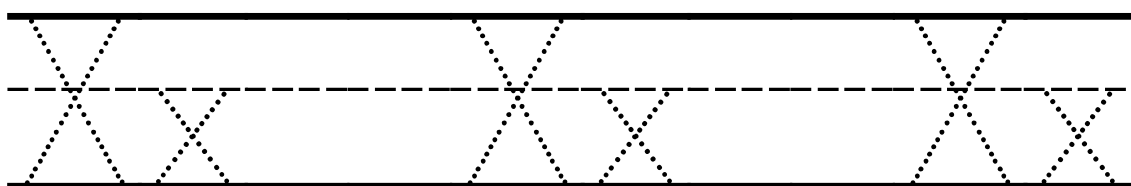
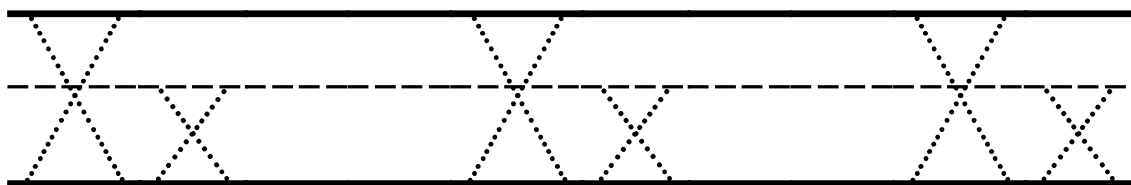
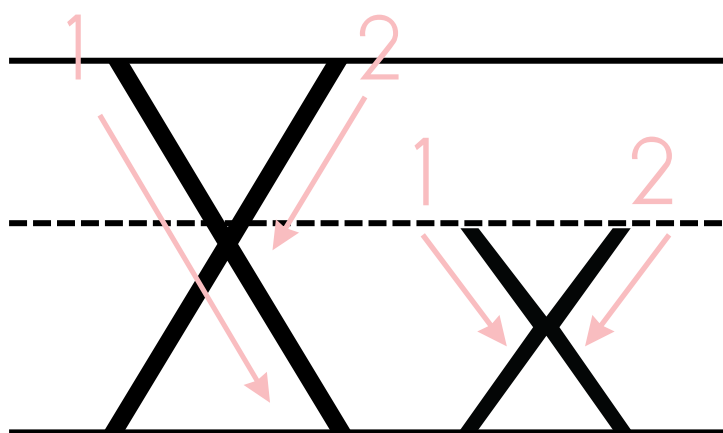
# Trace the Letter



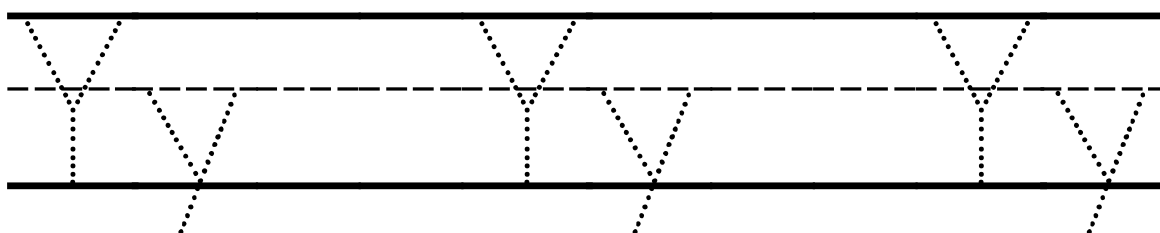
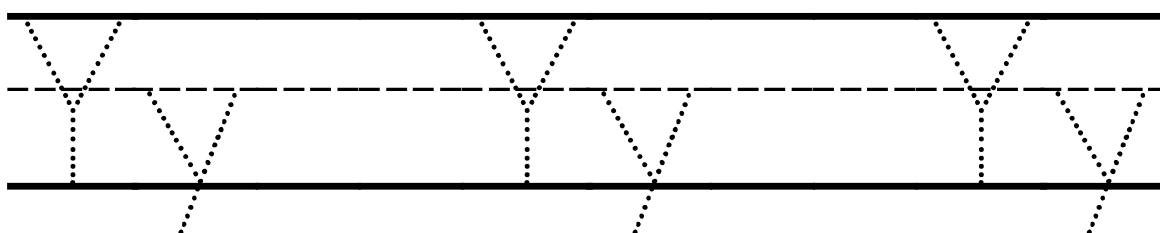
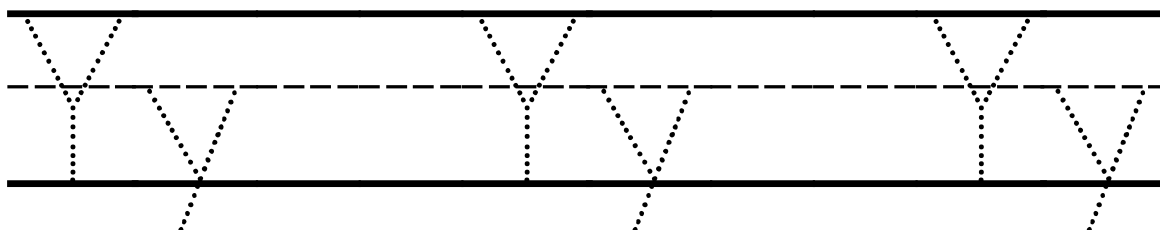
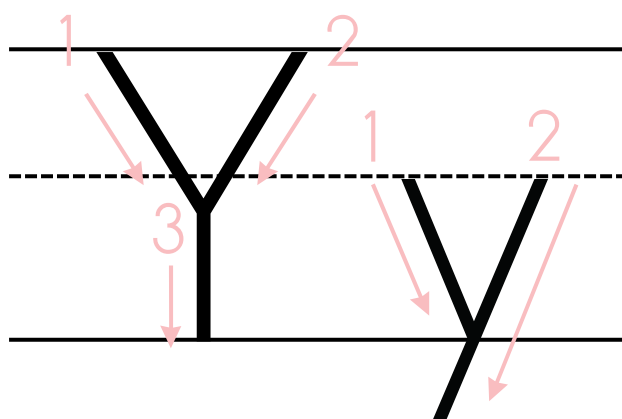
# Trace the Letter



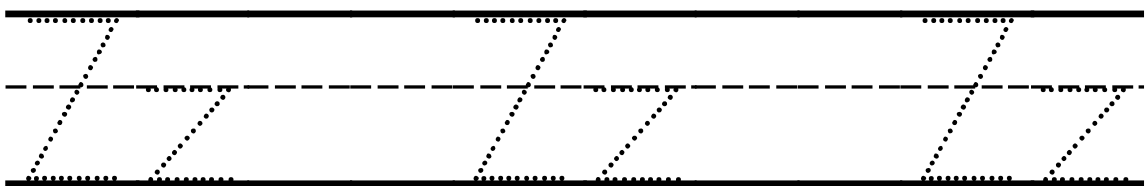
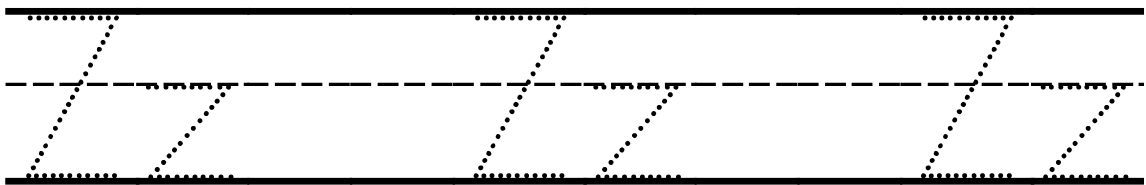
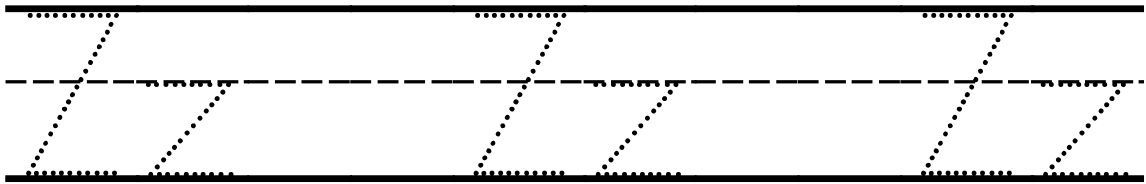
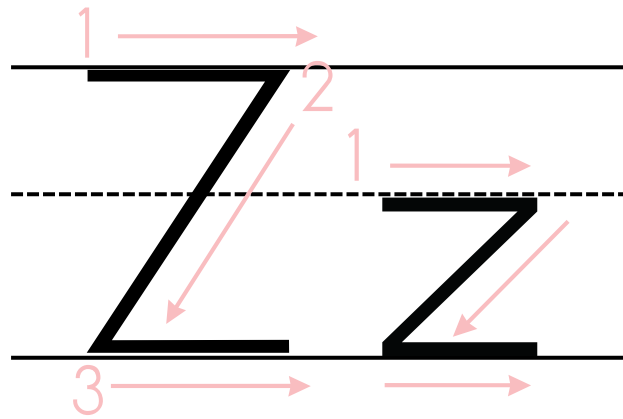
# Trace the Letter



# Trace the Letter





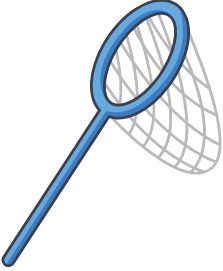
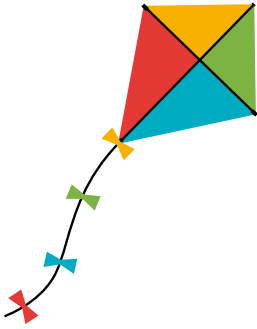





# Trace the Letter




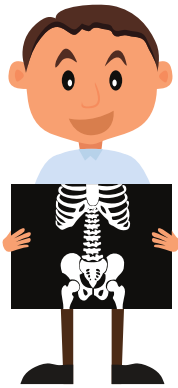







# Beginning sounds

Look at the picture. Color the letter that matches its beginning sound.

	<p>(b)</p> <p>(a)</p> <p>(c)</p>		<p>(f)</p> <p>(w)</p> <p>(u)</p>		<p>(s)</p> <p>(v)</p> <p>(a)</p>
	<p>(r)</p> <p>(l)</p> <p>(t)</p>		<p>(c)</p> <p>(w)</p> <p>(n)</p>		<p>(w)</p> <p>(k)</p> <p>(m)</p>
	<p>(h)</p> <p>(j)</p> <p>(w)</p>		<p>(d)</p> <p>(l)</p> <p>(r)</p>		<p>(b)</p> <p>(i)</p> <p>(j)</p>










# Beginning sounds

Look at the picture. Color the letter that matches its beginning sound.

	<p>b</p> <p>g</p> <p>x</p>		<p>f</p> <p>x</p> <p>p</p>		<p>s</p> <p>z</p> <p>a</p>
	<p>f</p> <p>c</p> <p>y</p>		<p>c</p> <p>o</p> <p>m</p>		<p>w</p> <p>s</p> <p>e</p>
	<p>h</p> <p>f</p> <p>y</p>		<p>q</p> <p>v</p> <p>z</p>		<p>b</p> <p>l</p> <p>j</p>


# Beginning sounds

Look at the picture. Color the letter that matches its beginning sound.

	<p>b</p> <p>p</p> <p>c</p>		<p>f</p> <p>w</p> <p>p</p>		<p>s</p> <p>b</p> <p>a</p>
	<p>f</p> <p>l</p> <p>t</p>		<p>s</p> <p>w</p> <p>m</p>		<p>w</p> <p>s</p> <p>m</p>
	<p>h</p> <p>f</p> <p>s</p>		<p>d</p> <p>v</p> <p>r</p>		<p>b</p> <p>t</p> <p>j</p>


# Matching

Draw a line to match lowercase letters




H

r



E

e



A

h



R

t



T

a


# Matching

Draw a line to match lowercase letters



D

q



W

d




S

w



Q

y




Y

s


# Matching

Draw a line to match lowercase letters




F

p




P

b



G

i



I

f



B

g

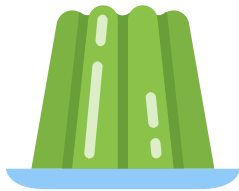
# Matching

Draw a line to match lowercase letters




C

o




J

n




M

c



O

m



N

j

Name : \_\_\_\_\_

## ALPHABETS

Circle the lowercase letter that matches the uppercase letter

<b>A</b>	<b>b</b>	<b>c</b>	<b>a</b>	<b>d</b>
----------	----------	----------	----------	----------

<b>B</b>	<b>d</b>	<b>b</b>	<b>p</b>	<b>q</b>
----------	----------	----------	----------	----------

<b>C</b>	<b>f</b>	<b>q</b>	<b>e</b>	<b>c</b>
----------	----------	----------	----------	----------

<b>D</b>	<b>d</b>	<b>b</b>	<b>q</b>	<b>p</b>
----------	----------	----------	----------	----------

<b>E</b>	<b>d</b>	<b>c</b>	<b>e</b>	<b>o</b>
----------	----------	----------	----------	----------

<b>F</b>	<b>f</b>	<b>q</b>	<b>e</b>	<b>c</b>
----------	----------	----------	----------	----------

Name : \_\_\_\_\_

## ALPHABETS

Circle the lowercase letter that matches the uppercase letter

<b>a</b>	<b>B</b>	<b>C</b>	<b>A</b>	<b>D</b>
----------	----------	----------	----------	----------

<b>b</b>	<b>D</b>	<b>B</b>	<b>P</b>	<b>q</b>
----------	----------	----------	----------	----------

<b>c</b>	<b>F</b>	<b>Q</b>	<b>E</b>	<b>C</b>
----------	----------	----------	----------	----------

<b>d</b>	<b>D</b>	<b>B</b>	<b>Q</b>	<b>P</b>
----------	----------	----------	----------	----------

<b>e</b>	<b>D</b>	<b>C</b>	<b>E</b>	<b>O</b>
----------	----------	----------	----------	----------

<b>f</b>	<b>F</b>	<b>Q</b>	<b>E</b>	<b>C</b>
----------	----------	----------	----------	----------


Name: \_\_\_\_\_


Cut and paste


## Alphabet Match

Cut out the **lowercase** letters.


Paste them by the matching **uppercase** letters.


A 


F 


B 


G 


C 

H 

D 

I 

E 

J 

a

b

c

d

e

f

g

h

i

j

Name: \_\_\_\_\_

## MATCH THE ALPHABET

A

•

•

e

B

•

•

d

C

•

•

a

D

•

•

b

E

•


•

c


Name: \_\_\_\_\_

## Learn the alphabet

A




B




C



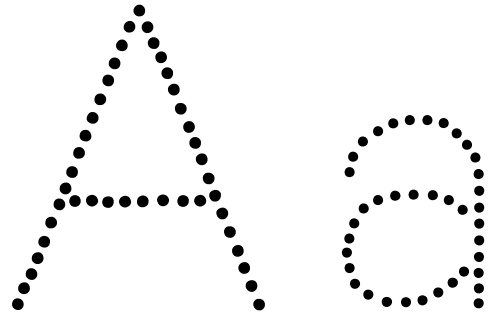
D







Color the letter



Trace the letter



Circle the item that start with "A"



Search the letter and circle it

A

H

G

R

V

m

Y

A

t

a

E

a

N

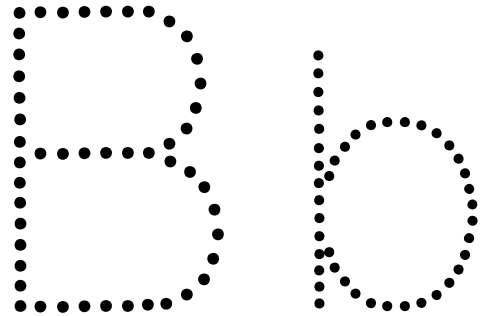
D

X

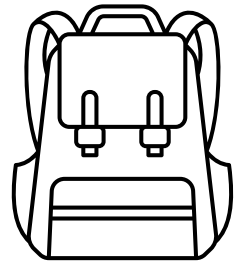



Color the letter



Trace the letter



Circle the item that start with "B"



Search the letter and circle it

A

B

G

R

V

b

Y

b

t

a

E


a

N


D

B


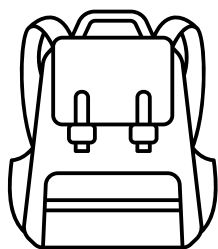

Color the letter



Trace the letter



Circle the item that start with "C"



Search the letter and circle it

C

B

G

R

C

b

Y

c

t

a

E


C

N


D

B





Color the letter



Trace the letter



Circle the item that start with "D"



Search the letter and circle it

C

d

G

R

C

b

Y

Q

t

a

d


c

D


V

B


Color the letter



Trace the letter




Circle the item that start with "E"




Search the letter and circle it

e	d	G	e	C
z	E	Q	p	a
d	c	D	E	B



Color the letter



Trace the letter



Circle the item that start with "F"



Search the letter and circle it

f

d

f

e

C

z

F

Q

p

a

M


c

F


L

B





Color the letter



Trace the letter



Circle the item that start with "G"



Search the letter and circle it

f

d

f

e

C

z

F

Q

p

a

M


c

F


L

B




Color the letter



Trace the letter



Circle the item that start with "H"



Search the letter and circle it

f

H

f

h

C

z

l

Q

p

a

M

c

h


L

H



Color the letter



Trace the letter




Circle the item that start with "I"




Search the letter and circle it

f            H            I            h            C  
z            i            Q            p            a  
i            c            h            L            I


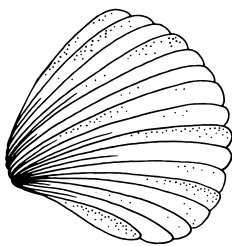
Color the letter



Trace the letter



Circle the item that start with "J"



Search the letter and circle it

f

j

l

h

j

L

i

J

p

a

i

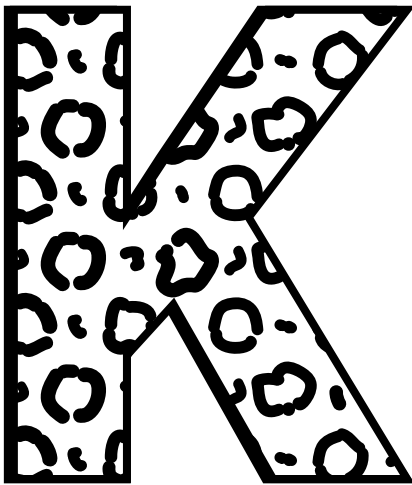
J

h


y

l

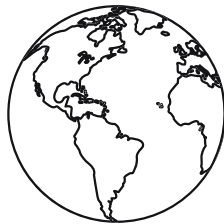

Color the letter



Trace the letter



Circle the item that start with "K"



Search the letter and circle it

k

H

I

h

K

z

i

k

p

a

i


K

h


L

I

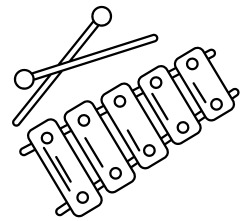


Color the letter



Trace the letter



Circle the item that start with "L"



Search the letter and circle it

L

H

u

l

K

z

l

k

p

a

i


K

h


L

l


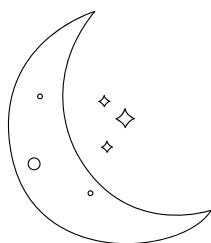

Color the letter



Trace the letter



Circle the item that start with "M"



Search the letter and circle it

L

H

m

l

K

z

m

k

M

a

M

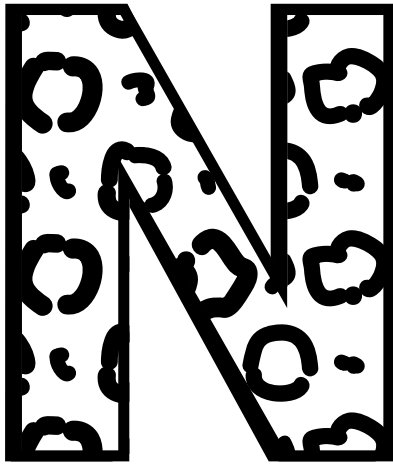
K

h


L

I


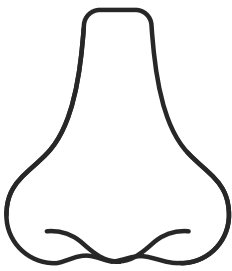
Color the letter



Trace the letter



Circle the item that start with "N"



Search the letter and circle it

L

N

b

l

N

n

m

k

h

a

F


K

h


n

l




Color the letter



Trace the letter



Circle the item that start with "O"



Search the letter and circle it

o

T

b

o

N

n

m

O

h

a

W


O

h

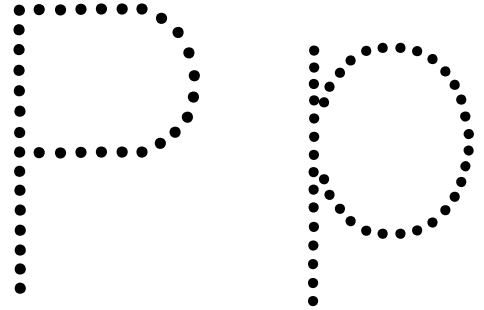
E

I





Color the letter



Trace the letter



Circle the item that start with "P"



Search the letter and circle it

o

p

b

o

P

p

R

O

h

a

W


O

h

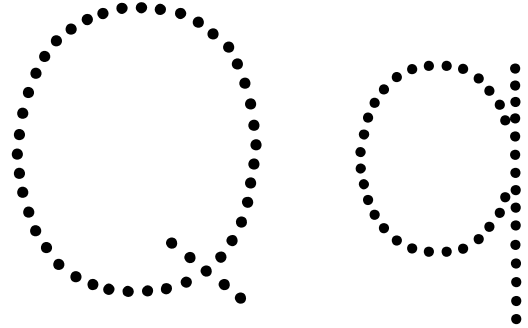
p

l



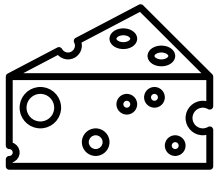

Color the letter



Trace the letter



Circle the item that start with "Q"



Search the letter and circle it

o

q

b

o

Q

d

R

O

q

a

W


J

Q


V

I




Color the letter



Trace the letter



Circle the item that start with "R"



Search the letter and circle it

r

q

b

o

R

d

R

O

q

a

W


J

Q


r

l




Color the letter



Trace the letter



Circle the item that start with "S"



Search the letter and circle it

r

S

b

o

s

d

R

S

q

a

s


J

Q

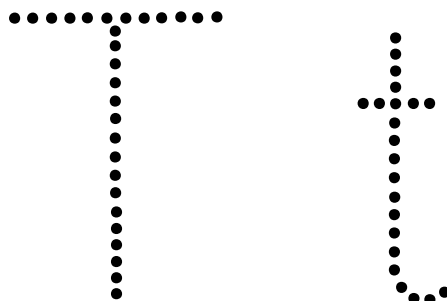
r

l



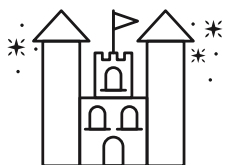
Color the letter



Trace the letter



Circle the item that start with "T"



Search the letter and circle it

r

T

S

T

S

t

s

O

q

a

W


J

t


s

l



Color the letter



Trace the letter



Circle the item that start with "U"



Search the letter and circle it

U

h

Y

t

u

d

L

U

q

a

T


u

Q


s

t

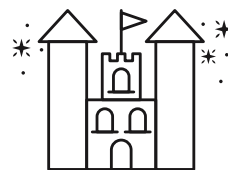


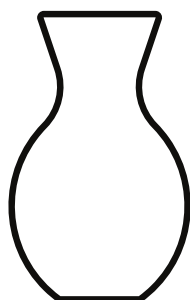
Color the letter



Trace the letter



Circle the item that start with "V"



Search the letter and circle it

r

V

Y

u

v

d

U

V

q

a

T


J

U


v

u



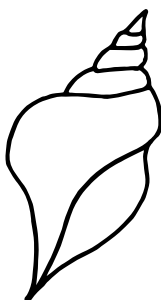

Color the letter



Trace the letter



Circle the item that start with "W"



Search the letter and circle it

r

A

K

u

w

d

W

T

N

a

w


J

W


S

u


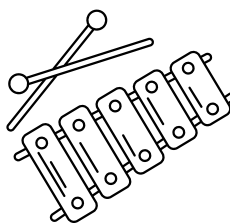
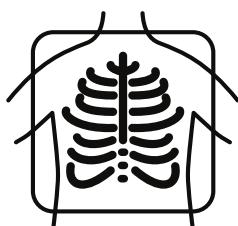
Color the letter



Trace the letter



Circle the item that start with "X"



Search the letter and circle it

X

q

A

x

V

W

v

X

v

a

X

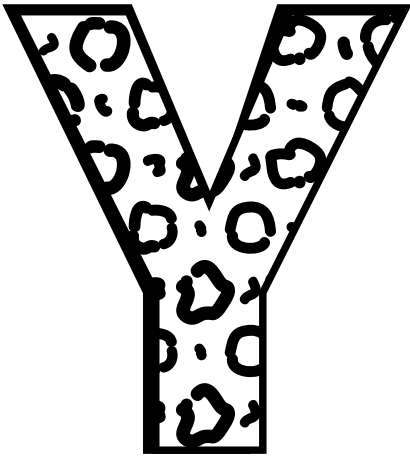
J

U

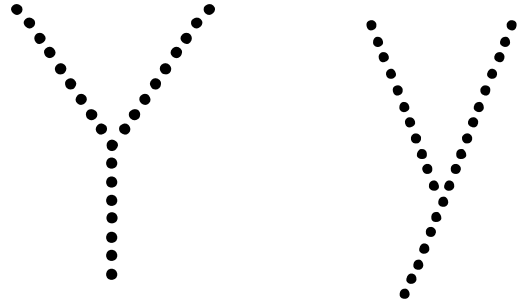
S

W




Color the letter



Trace the letter



Circle the item that start with "Y"



Search the letter and circle it

r

y

A

w

y

W

v

w

Y

a

V

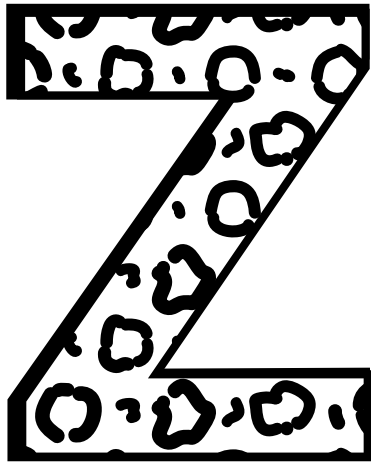
Y

U


s

w


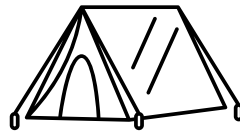


Color the letter



Trace the letter



Circle the item that start with "Z"



Search the letter and circle it

z

q

A

z

V

W

Z

w

v

a

V

J

U

Z

w

# Circle the vowels

Circle all the 'a' letter

    j

  t          a      p

p                          l

  h                          l

  a                          l

  a                          d


    a                          t

  o                          t

  s                          a

a                          e


  e                          t



# Circle the vowels

Circle all the 'e' letter

j  
t a e  
e l  
m s  
a e  
e t  
s e a



# Circle the vowels


Circle all the 'i' letter

e i j e  
u e a i  
e a i i  
e i e a



# Circle the vowels

Circle all the 'o' letter



gg j o e  
o  
k  
o  
u i  
i e o  
e e

# Circle the vowels

Circle all the 'u' letter

c

o

c

m

u

b

o

u



k

i

e

o

e

u

u

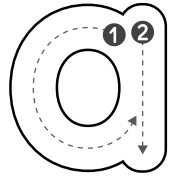
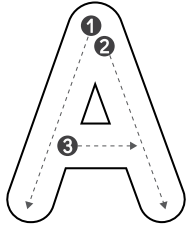
c

i


b

e

b



Color it



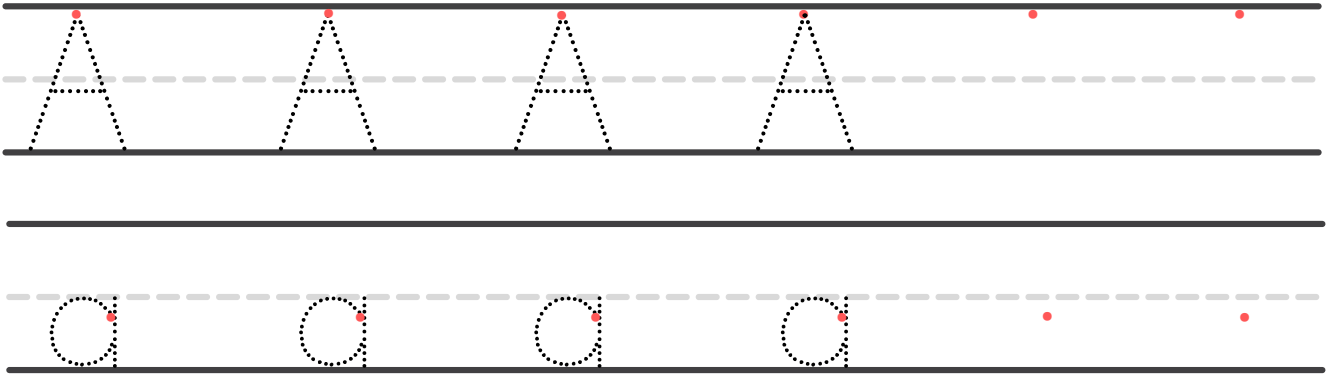
Astronaut

Circle A

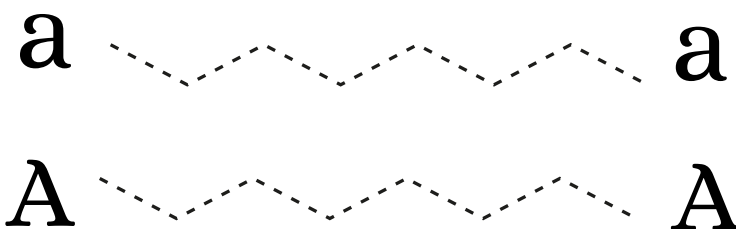
A	G	a	E
b	H	o	P
a	c	o	A

Trace

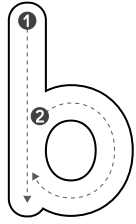
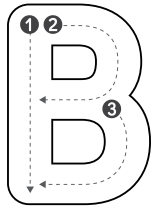
Write



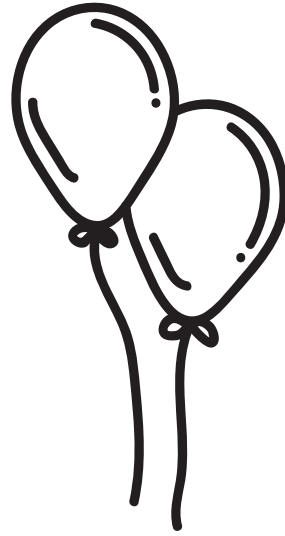
Trace



**A** \_ **B** \_ **C**  
**D** \_ **E** \_ **F**



**Color it**



**Balloon**

**Circle B**

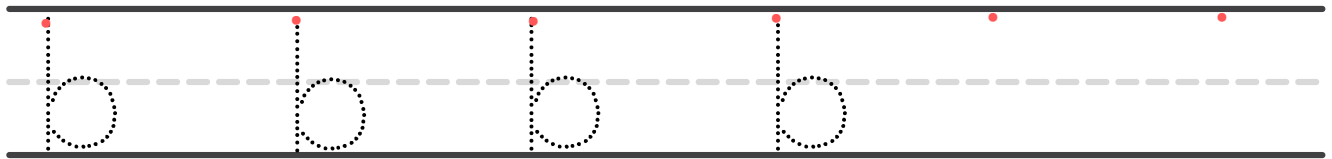
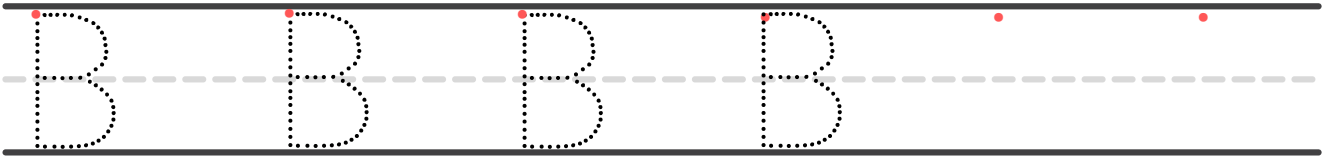
A G b E

b H B P

a c o A

**Trace**

**Write**

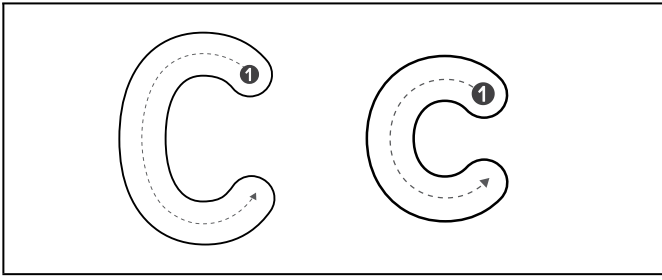


**Trace**



A - **B** - C

D - E - F



**Circle C**

C	G	b	E
b	H	c	P
a	c	o	A

**Color it**

**Cat**

**Trace** **Write**

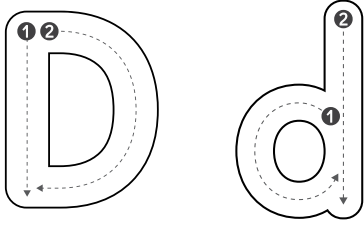
**Trace**

c c


C C

A \_ B \_ C

D \_ E \_ F



**Color it**



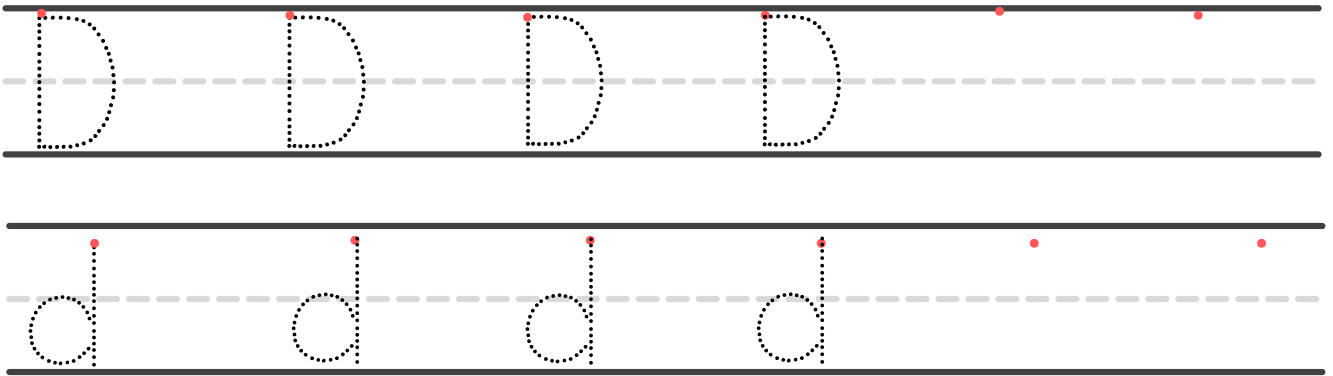
**Duck**

**Circle D**


A    D    b    E  
d    H    B    P  
a    c    d    A

**Trace**

**Write**


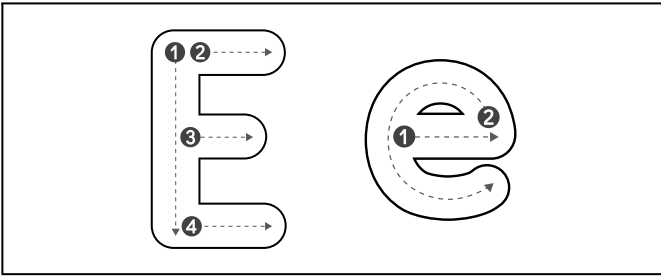


**Trace**



A \_ B \_ C

**D** \_ E \_ F



**Circle E**

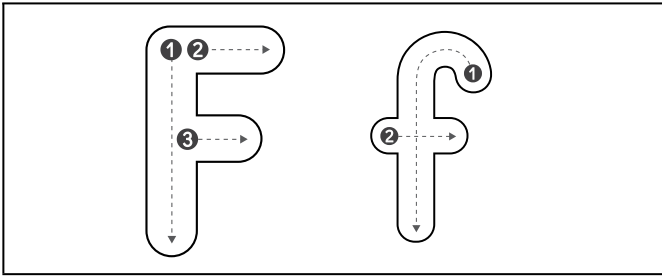
A    D    E    E  
e    H    B    P  
a    c    E    A

**Trace** **Write**

**Trace**

e ~~~~~ e  
E ~~~~~ E


A \_ B \_ C  
D \_ **E** \_ F



**Circle F**

f	D	E	E
e	H	B	f
a	F	E	A

**Color it**



**Fan**

**Trace** **Write**

Tracing practice for uppercase F and lowercase f on a three-line grid. The first row contains four dotted uppercase F's with a red starting dot at the top right. The second row contains four dotted lowercase f's with a red starting dot at the top right, followed by two empty red starting dots on the top line.

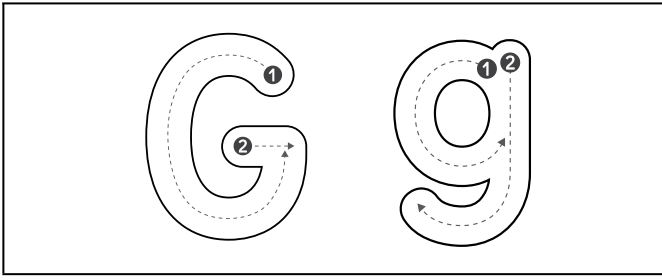
**Trace**

f f

F F


A \_ B \_ C

D \_ E \_ F



**Circle G**

A	G	E	E
G	H	B	P
a	c	E	g



<b>Trace</b>	<b>Write</b>

**Trace**

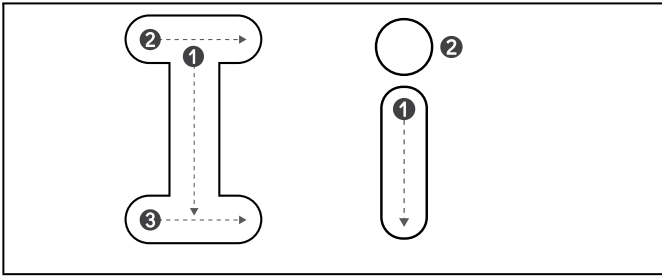
g g

G G

**G** \_ **H** \_ **I**

**J** \_ **K** \_ **L**





**Circle I**

h	D	E	i
e	I	B	P
h	c	I	A

**Color it**

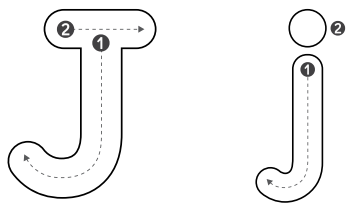
**Iron**

<b>Trace</b>	<b>Write</b>

**Trace**

i		i
I		I

G	_	H	_	I
J	_	K	_	L



Color it



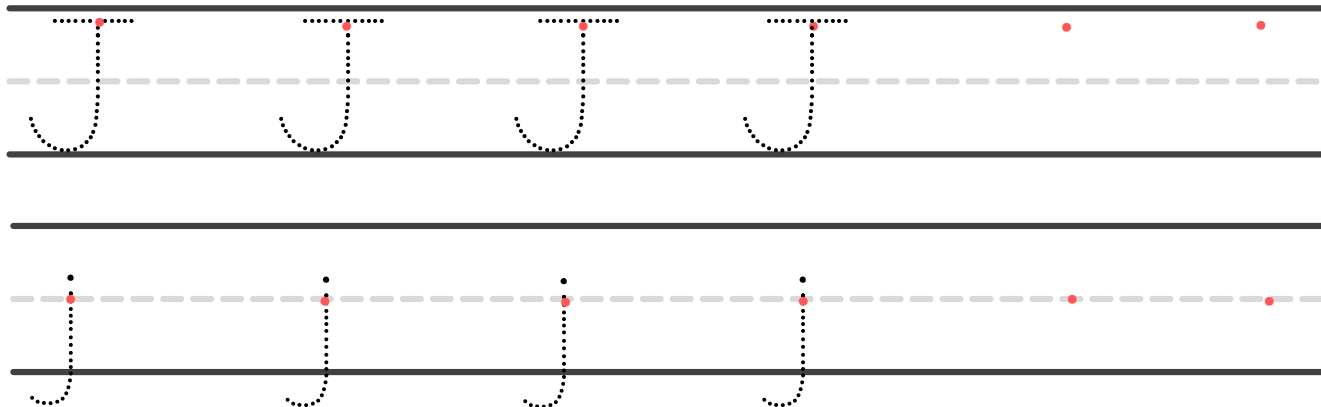
Jug

Circle J

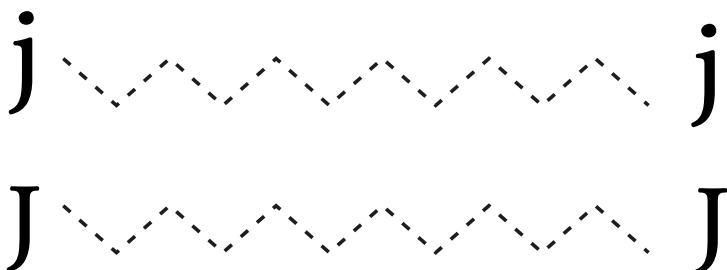
j D E i  
e I B J  
J c I A

Trace

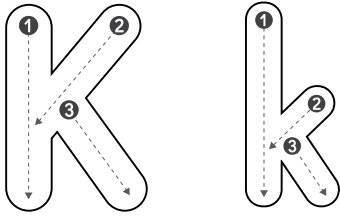
Write




Trace



G \_ H \_ I  
J \_ K \_ L



**Color it**



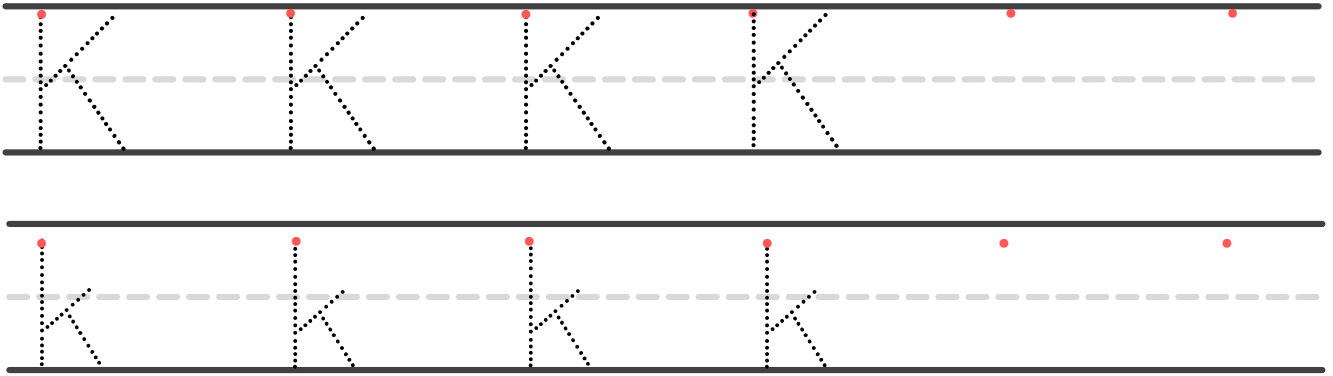
**Kite**

**Circle K**

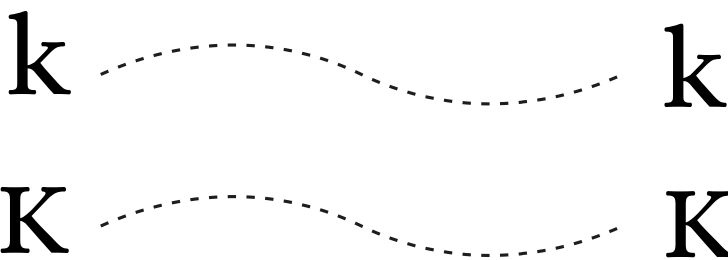
K	D	E	i
e	k	B	J
K	c	I	k

**Trace**

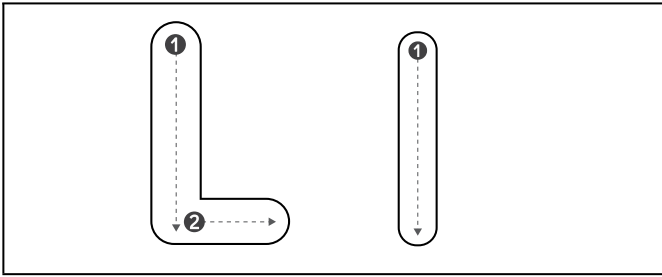
**Write**



**Trace**




G	_	H	_	I
J	_	<b>K</b>	_	L



**Circle L**

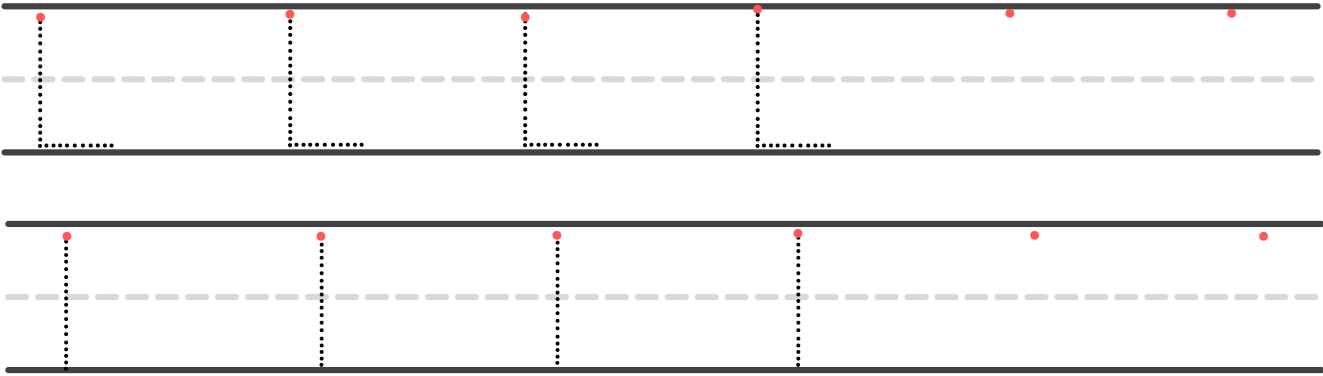
l	D	E	i
e	k	L	J
K	c	l	k

**Color it**



**Lemon**

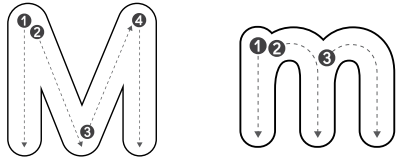
**Trace** **Write**




**Trace**

l	~~~~~	l
L	~~~~~	L

G	_	H	_	I
J	_	K	_	L



Color it



Monkey

Circle M

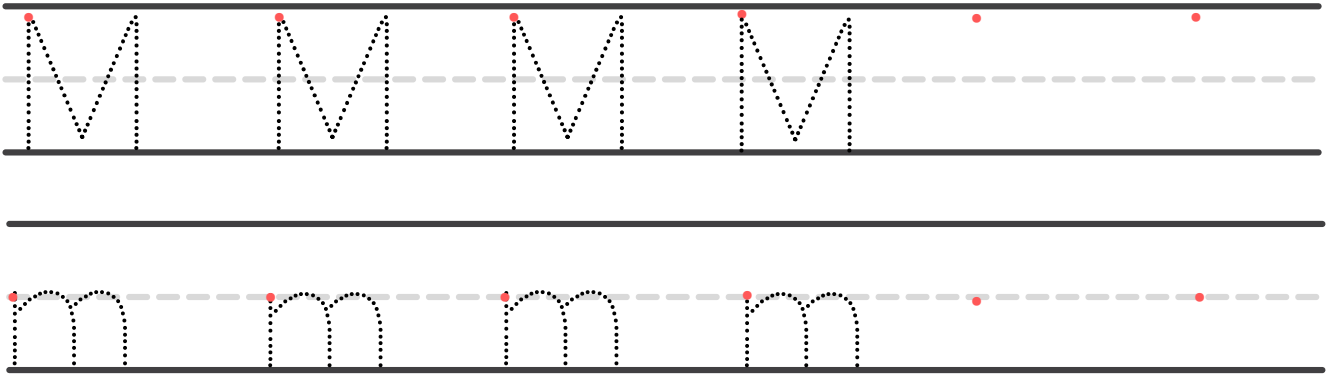
K m E M

m k B J

K c M k

Trace

Write



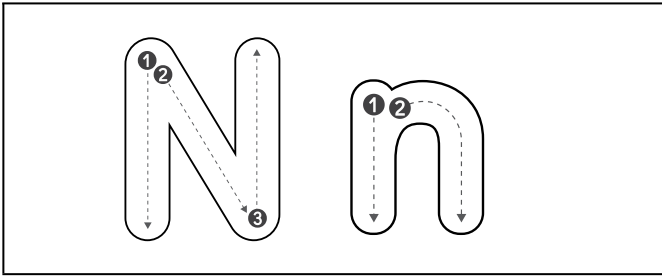
Trace

m  m

M  M

**M** \_ **N** \_ **O**

**P** - **Q** - **R**



**Circle N**

O	h	E	n
N	k	B	J
K	c	n	k

**Color it**

**Nose**

**Trace** **Write**


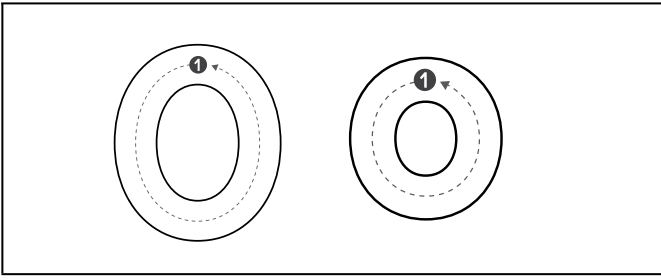
**Trace**

n n n n n n

N N N N N N

M \_ N \_ O

P \_ Q \_ R



**Circle O**

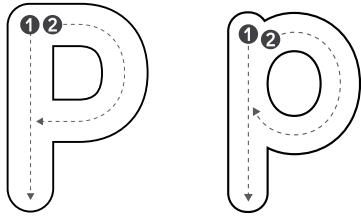
O m E M  
m k o J  
O c M k

**Trace** **Write**


**Trace**

O ~~~~~ O  
O ~~~~~ O

M \_ N \_ O  
P \_ Q \_ R



**Color it**



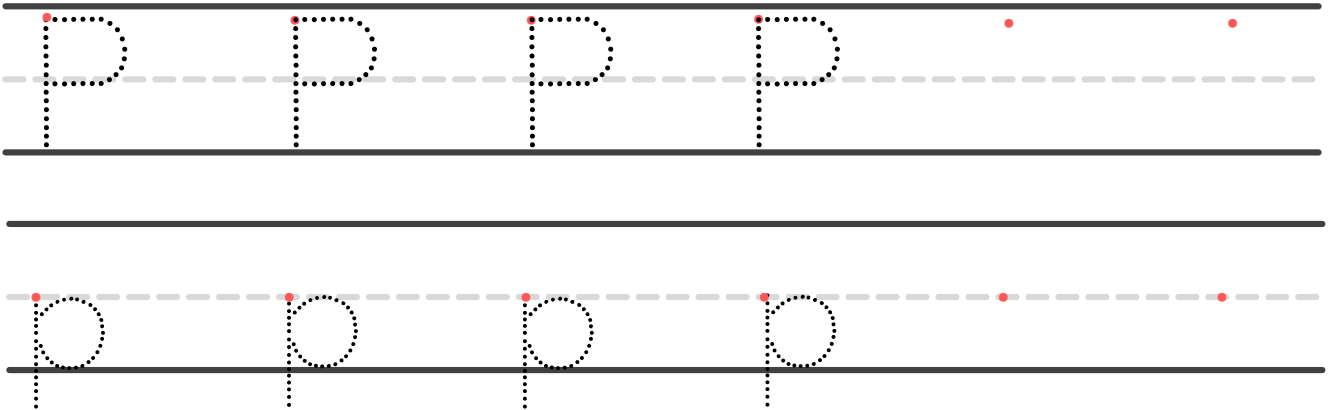
**Parrot**

**Circle P**


K m P M  
p k B J  
K c p k

**Trace**

**Write**

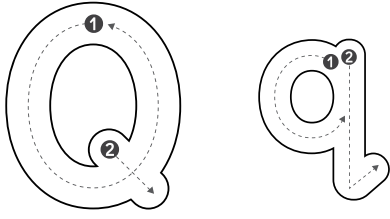


**Trace**




M \_ N \_ O

**P** - Q - R



Color it



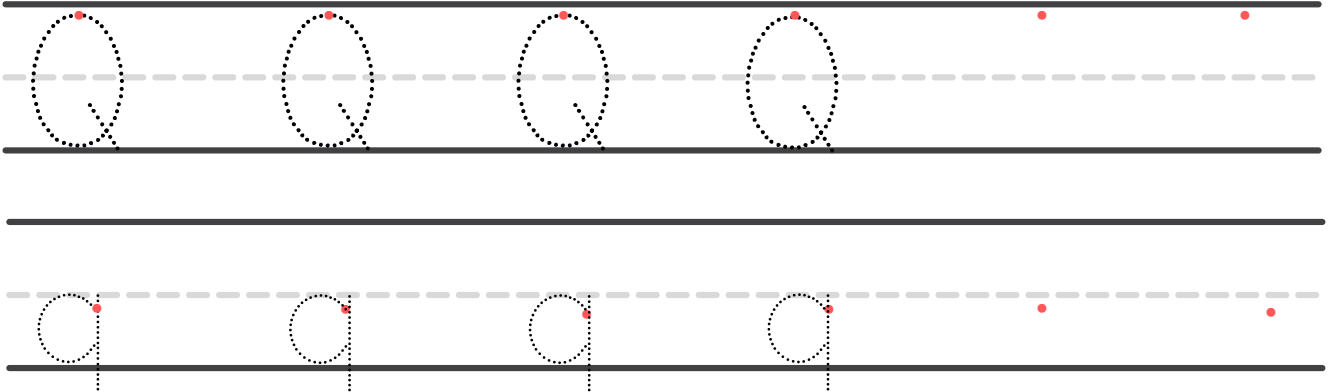
Queen

Circle Q

Q m E Q  
m k q J  
K q M k

Trace

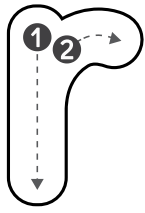
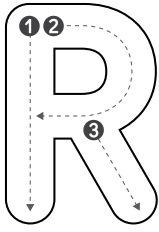
Write




Trace



M \_ N \_ O  
P - Q - R



**Color it**



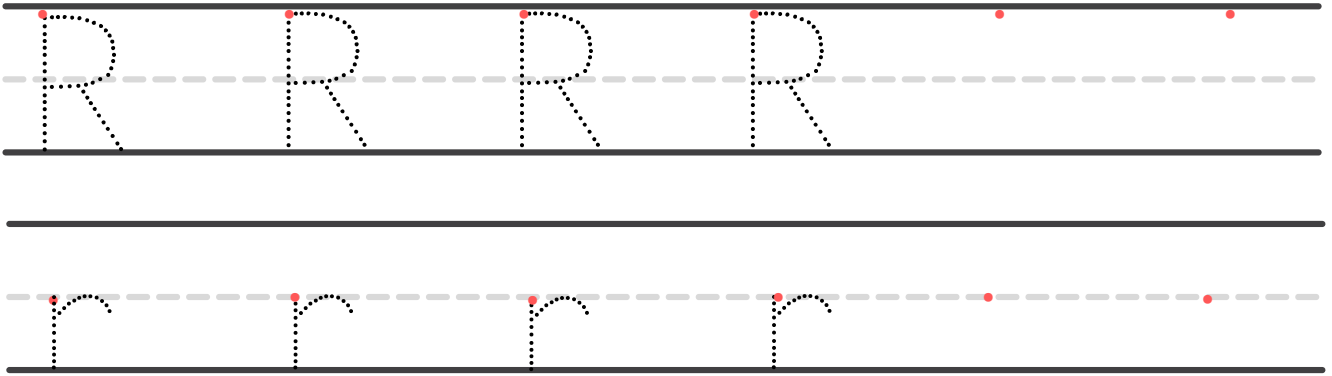
**Rose**

**Circle R**

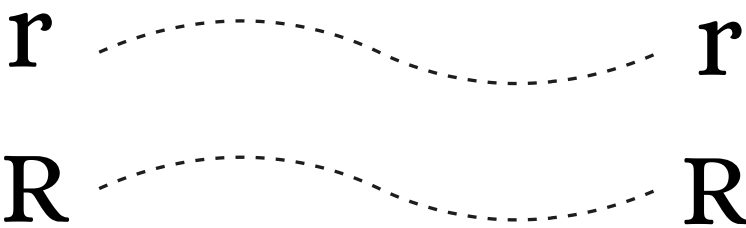
r	m	E	Q
m	k	R	J
r	q	M	k

**Trace**

**Write**


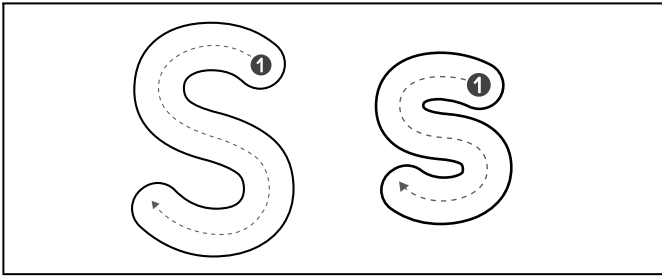


**Trace**



M \_ N \_ O

P - Q - R



**Circle S**


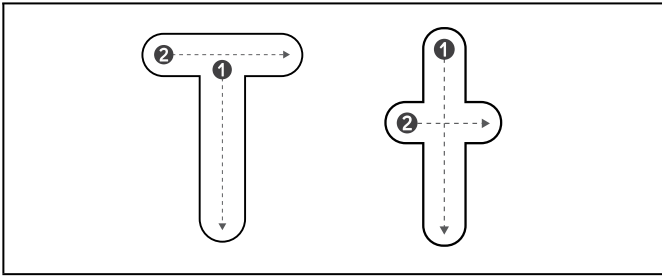
r m S Q  
s k R J  
r s M k

**Trace** **Write**

**Trace**

S ~~~~~ S  
S ~~~~~ S

**S** \_ **T** \_ **U**  
**V** \_ **W** \_ **X**





**Circle T**

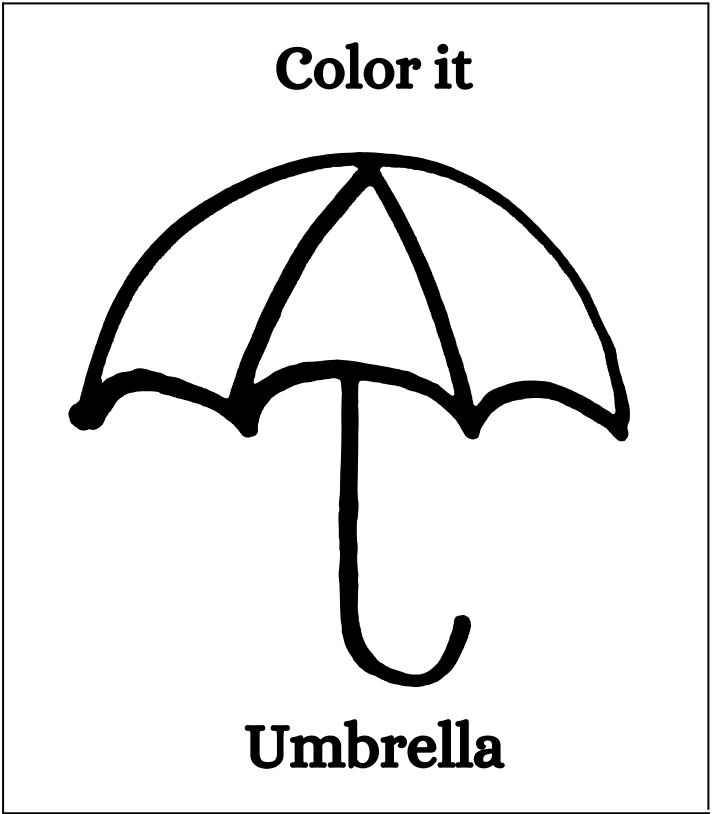
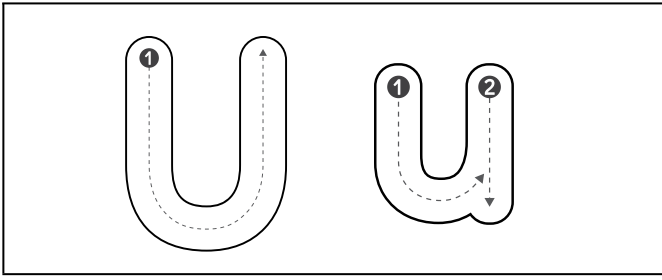
T m E t  
m t R J  
r q M T

**Trace** **Write**

**Trace**

t  t  
T  T

S \_ T \_ U  
V \_ W \_ X



**Circle U**

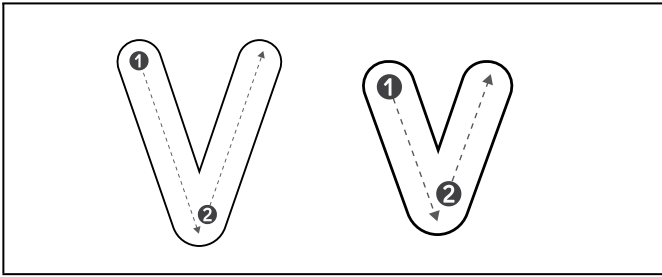
T m U t  
u t R J  
r q u T

**Trace** **Write**

**Trace**

u u  
U U

S \_ T \_ U  
V \_ W \_ X



**Color it**

**Van**



**Circle V**

V m U t  
u v R J  
v q u V

**Trace** **Write**

**Trace**

S \_ T \_ U  
V \_ W \_ X



**Circle W**

w m U t  
u t W J  
r W u T

**Trace** **Write**



**Trace**

W W


W W

S \_ T \_ U

V \_ **w** \_ X



**Color it**



**Xylophone**

**Circle X**

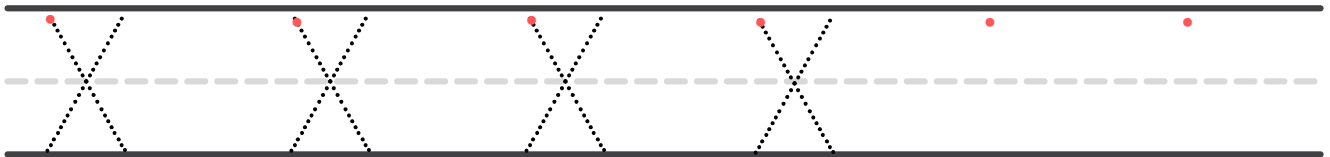
x m U t

u t X J

X q u T

**Trace**

**Write**




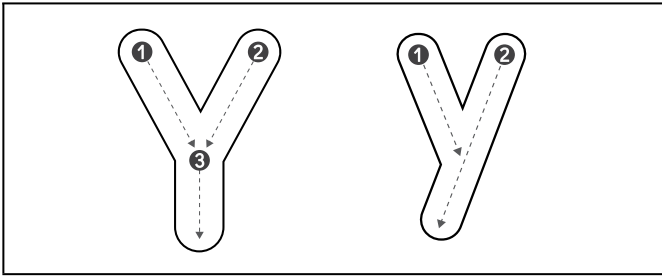
**Trace**

X \_\_\_\_\_ X

X \_\_\_\_\_ X

U \_ V \_ W

X \_ Y \_ Z



**Circle Y**

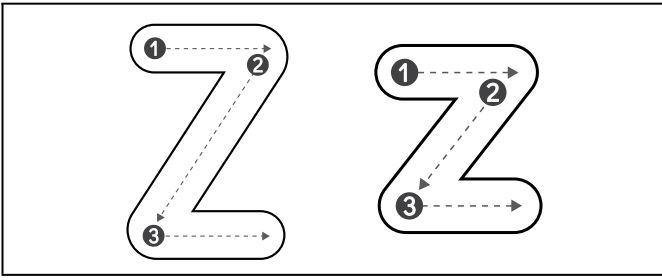
T y U t  
Y t R J  
r q Y T

**Trace** **Write**

**Trace**

y y  
Y Y

U \_ V \_ W  
X - **Y** - Z



**Circle Z**

T	m	U	t
Z	t	z	J
r	Z	u	T

**Color it**

**Zip**

**Trace** **Write**

**Trace**


U	_	V	_	W
X	_	Y	_	<b>Z</b>

WRITE ALPHABETS IN THE LINES AND FILL COLORS IN THE ELEMENTS


NAME \_\_\_\_\_

DATE \_\_\_\_\_


# Letter A



Alligator



Apple



Airplane

A

Handwriting practice for uppercase letter 'A'. The first row shows four dashed 'A's on a set of three horizontal lines (top, middle, bottom) for tracing. The next two rows each show four dashed 'A's for tracing. The final two rows each show four red dots on the bottom line, serving as starting points for independent writing.

a

Handwriting practice for lowercase letter 'a'. The first row shows four dashed 'a's on a set of three horizontal lines for tracing. The next two rows each show four dashed 'a's for tracing. The final two rows each show four red dots on the bottom line, serving as starting points for independent writing.

WRITE ALPHABETS IN THE LINES AND FILL COLORS IN THE ELEMENTS

NAME \_\_\_\_\_


DATE \_\_\_\_\_

# Letter B

-----



Bear



Banana



Ball

B

b

B B B B

b b b b

B B B B

b b b b

B B B B

b b b b

Blank handwriting lines for uppercase B

Blank handwriting lines for lowercase b

Blank handwriting lines for uppercase B

Blank handwriting lines for lowercase b

Blank handwriting lines for uppercase B


Blank handwriting lines for lowercase b

WRITE ALPHABETS IN THE LINES AND FILL COLORS IN THE ELEMENTS


NAME \_\_\_\_\_

DATE \_\_\_\_\_


# Letter C



Cat



Carrot



Car

C

C

Tracing practice for uppercase letter C. The first three rows each contain four dashed 'C' characters with a red starting dot and an arrow indicating the counter-clockwise direction. The following three rows each contain four red starting dots on a dashed line, intended for independent writing practice.


Tracing practice for uppercase letter C. The first three rows each contain four dashed 'C' characters with a red starting dot and an arrow indicating the counter-clockwise direction. The following three rows each contain four red starting dots on a dashed line, intended for independent writing practice.

WRITE ALPHABETS IN THE LINES AND FILL COLORS IN THE ELEMENTS


NAME \_\_\_\_\_

DATE \_\_\_\_\_


# Letter D



Dog

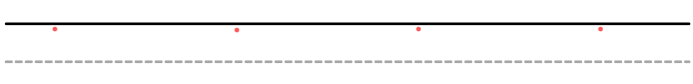
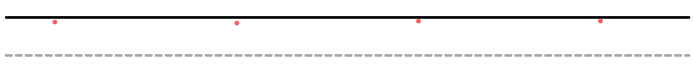


Dragon Fruit

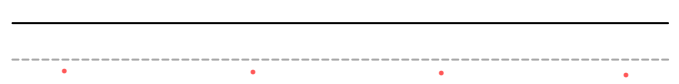
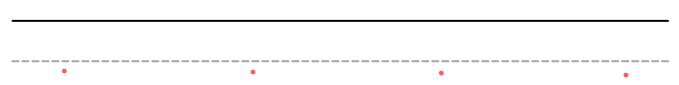



Door

D



d




WRITE ALPHABETS IN THE LINES AND FILL COLORS IN THE ELEMENTS


NAME \_\_\_\_\_

DATE \_\_\_\_\_

# Letter E



Elephant



Elderberry



Egg

E

E E E E

E E E E

E E E E

\_\_\_\_\_

\_\_\_\_\_

\_\_\_\_\_

e

e e e e

e e e e

e e e e

\_\_\_\_\_

\_\_\_\_\_

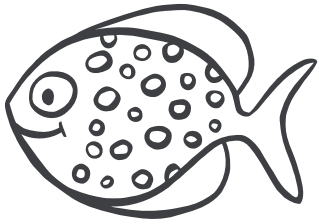
\_\_\_\_\_

WRITE ALPHABETS IN THE LINES AND FILL COLORS IN THE ELEMENTS


NAME \_\_\_\_\_

DATE \_\_\_\_\_


# Letter F



Fish



Fig



Flag

F

f

F F F F

f f f f

F F F F

f f f f

F F F F

f f f f

F F F F

f f f f

F F F F

f f f f

F F F F


f f f f

WRITE ALPHABETS IN THE LINES AND FILL COLORS IN THE ELEMENTS

NAME \_\_\_\_\_

DATE \_\_\_\_\_


# Letter G



Goat



Grapes



Gate

G

g

Tracing practice for uppercase letter G. The first three rows each contain four dotted Gs on a set of three horizontal lines (top, middle-dashed, bottom). The next three rows each contain a red dot on the middle-dashed line, indicating the starting point for writing the letter.


Tracing practice for lowercase letter g. The first three rows each contain four dotted g's on a set of three horizontal lines (top, middle-dashed, bottom). The next three rows each contain a red dot on the middle-dashed line, indicating the starting point for writing the letter.

WRITE ALPHABETS IN THE LINES AND FILL COLORS IN THE ELEMENTS

NAME \_\_\_\_\_

DATE \_\_\_\_\_


# Letter H



Horse



Hazelnut



Hammer

H

Handwriting practice lines for uppercase letter H. The first row contains four dotted Hs for tracing. The next three rows each contain four dotted Hs for tracing. The final three rows each have a red starting dot on the top line for independent practice.

h


Handwriting practice lines for lowercase letter h. The first row contains four dotted hs for tracing. The next three rows each contain four dotted hs for tracing. The final three rows each have a red starting dot on the top line for independent practice.

WRITE ALPHABETS IN THE LINES AND FILL COLORS IN THE ELEMENTS


NAME \_\_\_\_\_

DATE \_\_\_\_\_

# Letter I



Iguana



Iceberg Lettuce



Ink Pot

I

Handwriting practice lines for uppercase letter 'I'. The first row shows four dotted 'I's for tracing. The next three rows each show four dotted 'I's for tracing. The final three rows each have a red dot on the top line as a starting point for writing.

i


Handwriting practice lines for lowercase letter 'i'. The first row shows four dotted 'i's for tracing. The next three rows each show four dotted 'i's for tracing. The final three rows each have a red dot on the top line as a starting point for writing.

WRITE ALPHABETS IN THE LINES AND FILL COLORS IN THE ELEMENTS

NAME \_\_\_\_\_

DATE \_\_\_\_\_


# Letter J



Jay



JUNE PLUM



Jacket

J

j

Tracing practice for uppercase letter J. The first three rows show four dashed 'J's on a set of three horizontal lines. The next three rows show four solid 'J's on a set of three horizontal lines. The final three rows show four red dots on a set of three horizontal lines, indicating the starting point for writing the letter.


Tracing practice for lowercase letter j. The first three rows show four dashed 'j's on a set of three horizontal lines. The next three rows show four solid 'j's on a set of three horizontal lines. The final three rows show four red dots on a set of three horizontal lines, indicating the starting point for writing the letter.

WRITE ALPHABETS IN THE LINES AND FILL COLORS IN THE ELEMENTS


NAME \_\_\_\_\_

DATE \_\_\_\_\_


# Letter K



Kangaroo



Kiwi



Key

K

Handwriting practice lines for uppercase letter K. The first three rows show dotted Ks on a four-line grid with a red starting dot. The next four rows show empty grids with a red starting dot for independent practice.

k


Handwriting practice lines for lowercase letter k. The first three rows show dotted ks on a four-line grid with a red starting dot. The next four rows show empty grids with a red starting dot for independent practice.

WRITE ALPHABETS IN THE LINES AND FILL COLORS IN THE ELEMENTS


NAME \_\_\_\_\_

DATE \_\_\_\_\_


# Letter L



Lion



Leek



Leaf



Tracing practice for uppercase letter L. The first row shows four dashed L's on a three-line grid, each with a red starting dot and a number '1' indicating the stroke direction. Below are three more rows of four dashed L's each, and two rows of four red starting dots each, for independent practice.


Tracing practice for lowercase letter l. The first row shows four dashed l's on a three-line grid, each with a red starting dot and a number '1' indicating the stroke direction. Below are three more rows of four dashed l's each, and two rows of four red starting dots each, for independent practice.

WRITE ALPHABETS IN THE LINES AND FILL COLORS IN THE ELEMENTS

NAME \_\_\_\_\_

DATE \_\_\_\_\_

# Letter M



Monkey



Mango



Mop

M

M M M M

M M M M

M M M M

\_\_\_\_\_

\_\_\_\_\_

\_\_\_\_\_

\_\_\_\_\_

m

m m m m

m m m m

m m m m

\_\_\_\_\_

\_\_\_\_\_

\_\_\_\_\_


\_\_\_\_\_

WRITE ALPHABETS IN THE LINES AND FILL COLORS IN THE ELEMENTS


NAME \_\_\_\_\_

DATE \_\_\_\_\_

# Letter N



Numbat



Nuts



Nacklace

N

Tracing practice for uppercase letter N. The first row shows four solid 'N's. The next three rows show four dashed 'N's for tracing, each with a red starting dot. Below are four rows of blank handwriting lines, each with a red starting dot on the top line.

n


Tracing practice for lowercase letter n. The first row shows four solid 'n's. The next three rows show four dashed 'n's for tracing, each with a red starting dot. Below are four rows of blank handwriting lines, each with a red starting dot on the top line.

WRITE ALPHABETS IN THE LINES AND FILL COLORS IN THE ELEMENTS


NAME \_\_\_\_\_

DATE \_\_\_\_\_


# Letter O




Octopus




Orange



Oven



Tracing practice for uppercase 'O'. The first row contains four dotted 'O's on a set of three horizontal lines. The next three rows each contain four dotted 'O's. Below these are four rows of empty lines with a red dot at the top of each line, indicating the starting point for writing the letter.




Tracing practice for lowercase 'o'. The first row contains four dotted 'o's on a set of three horizontal lines. The next three rows each contain four dotted 'o's. Below these are four rows of empty lines with a red dot at the top of each line, indicating the starting point for writing the letter.

WRITE ALPHABETS IN THE LINES AND FILL COLORS IN THE ELEMENTS


NAME \_\_\_\_\_

DATE \_\_\_\_\_


# Letter P



Parrot



Potato



Piano

P

P P P P

P P P P

P P P P

••••

••••

••••

••••

p

p p p p

p p p p

p p p p

••••

••••

••••


••••

WRITE ALPHABETS IN THE LINES AND FILL COLORS IN THE ELEMENTS

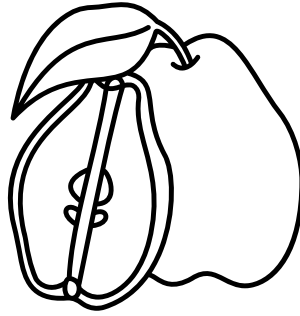
NAME \_\_\_\_\_

DATE \_\_\_\_\_

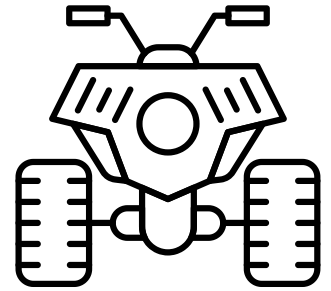
# Letter Q



Quoll



Quince



Quad

Q

Handwriting practice for uppercase letter Q. The section contains seven rows of horizontal lines. Each row starts with a solid outline of the letter Q, followed by four dotted outlines of the letter Q for tracing.

q


Handwriting practice for lowercase letter q. The section contains seven rows of horizontal lines. Each row starts with a solid outline of the letter q, followed by four dotted outlines of the letter q for tracing.

WRITE ALPHABETS IN THE LINES AND FILL COLORS IN THE ELEMENTS

NAME \_\_\_\_\_

DATE \_\_\_\_\_


# Letter R



Rabbit



Radish



Radio

R

Handwriting practice lines for uppercase 'R'. The first row shows four dotted 'R's on a three-line grid. The next two rows show four dotted 'R's each. The remaining three rows show four red starting dots on a three-line grid for independent practice.

r


Handwriting practice lines for lowercase 'r'. The first row shows four dotted 'r's on a three-line grid. The next two rows show four dotted 'r's each. The remaining three rows show four red starting dots on a three-line grid for independent practice.

WRITE ALPHABETS IN THE LINES AND FILL COLORS IN THE ELEMENTS


NAME \_\_\_\_\_

DATE \_\_\_\_\_

# Letter S



Snake



Strawbery



Soap

S

Handwriting practice lines for the letter 'S'. The first row contains four dotted 'S' characters for tracing. The next three rows each contain four dotted 'S' characters for tracing. The final three rows each contain a red dot on the top line of the handwriting guide, indicating the starting point for writing the letter.

S


Handwriting practice lines for the letter 'S'. The first row contains four dotted 'S' characters for tracing. The next three rows each contain four dotted 'S' characters for tracing. The final three rows each contain a red dot on the top line of the handwriting guide, indicating the starting point for writing the letter.

WRITE ALPHABETS IN THE LINES AND FILL COLORS IN THE ELEMENTS


NAME \_\_\_\_\_

DATE \_\_\_\_\_

# Letter T



Tapir



Tomato



Truck

T

Handwriting practice lines for uppercase letter T. The first row shows four dashed 'T's for tracing, each with a red dot at the top left. The following three rows each contain four red dots on the top line, intended for independent writing practice.

t


Handwriting practice lines for lowercase letter t. The first row shows four dashed 't's for tracing, each with a red dot at the top left. The following three rows each contain four red dots on the top line, intended for independent writing practice.

WRITE ALPHABETS IN THE LINES AND FILL COLORS IN THE ELEMENTS


NAME \_\_\_\_\_

DATE \_\_\_\_\_


# Letter U



Uakari



Ugni Berry



University

U

Handwriting practice lines for uppercase 'U'. The first row shows four solid 'U's. The next three rows show four dashed 'U's for tracing, each with a red dot at the starting point. Below these are four rows of empty lines with red dots at the starting points for independent practice.

u

Handwriting practice lines for lowercase 'u'. The first row shows four solid 'u's. The next three rows show four dashed 'u's for tracing, each with a red dot at the starting point. Below these are four rows of empty lines with red dots at the starting points for independent practice.

WRITE ALPHABETS IN THE LINES AND FILL COLORS IN THE ELEMENTS


NAME \_\_\_\_\_

DATE \_\_\_\_\_


# Letter V



Vole



Velvet Bean



Vase

V

Tracing practice for the letter V. The first row shows four dashed 'V's on a set of three horizontal lines (top, middle, bottom). The next three rows each show four dashed 'V's. The final three rows each show a red dot on the top line, serving as a starting point for writing the letter.

V


Tracing practice for the letter V. The first row shows four dashed 'V's on a set of three horizontal lines. The next three rows each show four dashed 'V's. The final three rows each show a red dot on the top line, serving as a starting point for writing the letter.

WRITE ALPHABETS IN THE LINES AND FILL COLORS IN THE ELEMENTS

NAME \_\_\_\_\_

DATE \_\_\_\_\_


# Letter W



Wolf



Water Spinach



Wallet

W

Tracing practice for the letter 'W' on the left side of the page. It consists of three rows of four dashed 'W's for tracing, each with a red starting dot. Below these are three rows of blank handwriting lines, each with a red starting dot on the top line.

W


Tracing practice for the letter 'W' on the right side of the page. It consists of three rows of four dashed 'W's for tracing, each with a red starting dot. Below these are three rows of blank handwriting lines, each with a red starting dot on the top line.

WRITE ALPHABETS IN THE LINES AND FILL COLORS IN THE ELEMENTS


NAME \_\_\_\_\_

DATE \_\_\_\_\_


# Letter X



Xantus



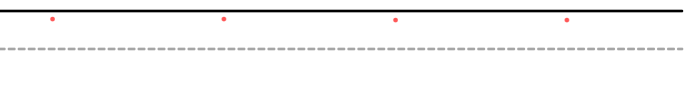
Xigua ( Watermelon )



X-Ray

X

X




WRITE ALPHABETS IN THE LINES AND FILL COLORS IN THE ELEMENTS


NAME \_\_\_\_\_

DATE \_\_\_\_\_


# Letter Y



Yak



Yemenite Citron



Yo-Yo

Y

y

Handwriting practice lines for uppercase 'Y'. The first row shows four dashed 'Y's for tracing, each with a red starting dot. Below are three rows of blank lines with red starting dots for independent practice.


Handwriting practice lines for lowercase 'y'. The first row shows four dashed 'y's for tracing, each with a red starting dot. Below are three rows of blank lines with red starting dots for independent practice.

WRITE ALPHABETS IN THE LINES AND FILL COLORS IN THE ELEMENTS


NAME \_\_\_\_\_

DATE \_\_\_\_\_

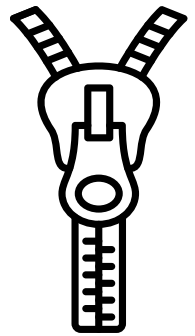
# Letter Z



Zebu



Ziti



Zip


Z

Tracing practice for uppercase letter Z. The first row shows four solid 'Z' characters. The next three rows show four dashed 'Z' characters for tracing, each with a red dot at the starting point. The final three rows are blank handwriting lines with a red dot at the start of each line.

Z

Tracing practice for lowercase letter z. The first row shows four solid 'z' characters. The next three rows show four dashed 'z' characters for tracing, each with a red dot at the starting point. The final three rows are blank handwriting lines with a red dot at the start of each line.

Identify and circle the objects starting with letter 'a' & colour it.



apple



bird




ambulance


Trace and write letter 'a' with correct information.

Tracing practice for the letter 'a' on three sets of handwriting lines. Each set consists of a solid top line, a dashed middle line, and a solid bottom line. The first set shows four dotted 'a's for tracing, each with a red starting dot and a vertical arrow indicating the stroke direction. The second set shows four dotted 'a's for tracing, each with a red starting dot. The third set shows four red starting dots on the dashed middle line, with no 'a' shapes provided for tracing.


Identify and circle the objects starting with letter 'a' & colour it.



astronaut



axe

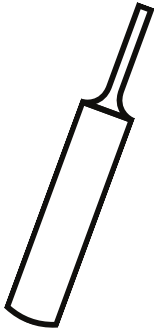


cat

Write letter 'A' with correct information.



Identify and circle the objects starting with letter 'b' & colour it.



bat



bird



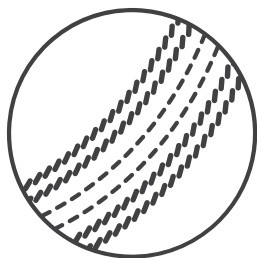


ambulance

Trace and write letter 'b' with correct information.



Identify and circle the objects starting with letter 'b' & colour it.



ball


axe

banana

Write letter 'B' with correct information.




Identify and circle the objects starting with letter 'c' & colour it.



candle



bird



cap


Trace and write letter 'c' with correct information.

Tracing practice for the letter 'c' on three sets of handwriting lines. Each set consists of a solid top line, a dashed middle line, and a solid bottom line. The first two sets each contain four dotted uppercase 'C's with a red starting dot. The third set contains four red starting dots on the dashed middle line.


Identify and circle the objects starting with letter 'c' & colour it.



cup



astronaut




cat

Write letter 'C' with correct information.



Identify and circle the objects starting with letter 'd' & colour it.



doll



bird




drum


Trace and write letter 'd' with correct information.




Identify and circle the objects starting with letter 'd' & colour it.



axe



duck




dolphin


Write letter 'D' with correct information.



Identify and circle the objects starting with letter 'e' & colour it.



egg



eagle




drum

Trace and write letter 'e' with correct information.




Identify and circle the objects starting with letter 'e' & colour it.



elephant



earth



yoyo


Write letter 'E' with correct information.



Identify and circle the objects starting with letter 'f' & colour it.



frog



flower



mouse


Trace and write letter 'f' with correct information.




Identify and circle the objects starting with letter 'f' & colour it.



cup



fish




frok

Write letter 'F' with correct information.



Identify and circle the objects starting with letter 'g' & colour it.



grape



gift



drum


Trace and write letter 'g' with correct information.

Tracing practice for the letter 'g'. The first two rows each contain four dotted 'g's for tracing, each with a red dot at the top of the stem. The third row contains four red dots on a dashed line, serving as starting points for writing. The fourth row contains four red dots on a dashed line, serving as starting points for writing.


Identify and circle the objects starting with letter 'g' & colour it.



key



giraffe




guava

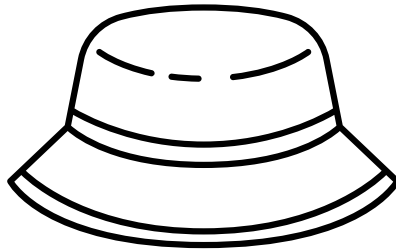
Write letter 'G' with correct information.



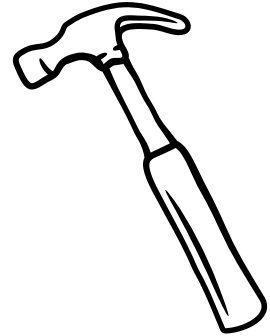
Identify and circle the objects starting with letter 'h' & colour it.



doll



hat



hammer


Trace and write letter 'h' with correct information.



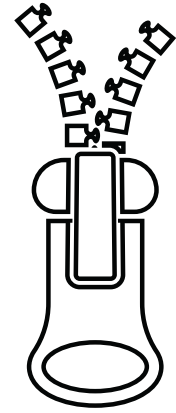
Identify and circle the objects starting with letter 'h' & colour it.



house



hen




zipper

Write letter 'H' with correct information.




Identify and circle the objects starting with letter 'i' & colour it.



moon



island



insect


Trace and write letter 'i' with correct information.



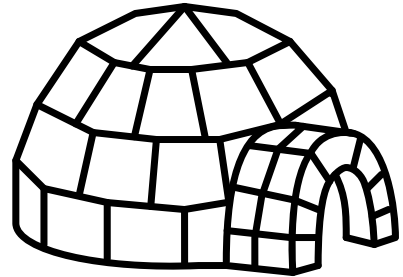
Identify and circle the objects starting with letter 'i' & colour it.



cup



ice cream




igloo

Write letter 'I' with correct information.




Identify and circle the objects starting with letter 'j' & colour it.



doll

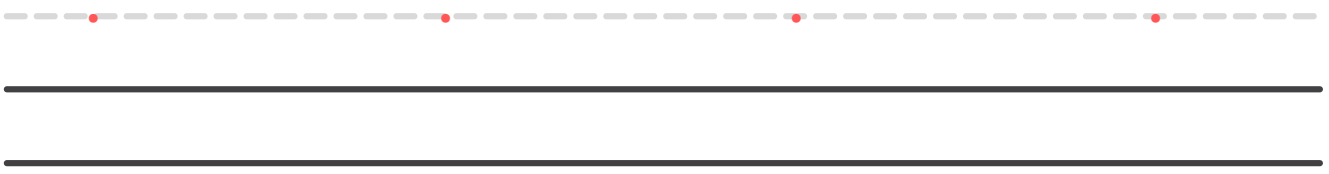


jug




jellyfish


Trace and write letter 'j' with correct information.



Identify and circle the objects starting with letter 'j' & colour it.



clock



jet



jar


Write letter 'j' with correct information.




Identify and circle the objects starting with letter 'k' & colour it.



key



kite



ladder

Trace and write letter 'k' with correct information.




Identify and circle the objects starting with letter 'k' & colour it.



cup



kettle




knife

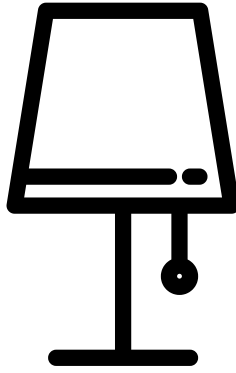
Write letter 'K' with correct information.



Identify and circle the objects starting with letter 'l' & colour it.



leafs



lamp



mango


Trace and write letter 'l' with correct information.




Identify and circle the objects starting with letter 'l' & colour it.



key



ladder




lion


Write letter 'L' with correct information.



Identify and circle the objects starting with letter 'm' & colour it.



zero

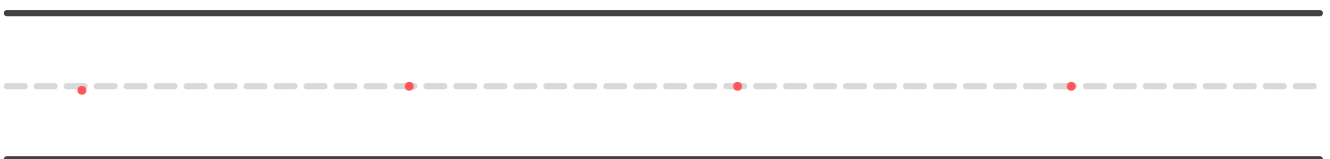
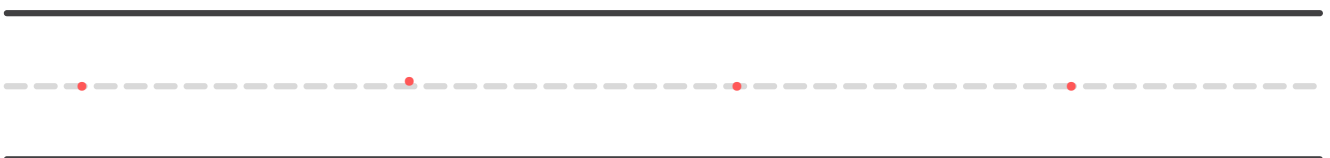
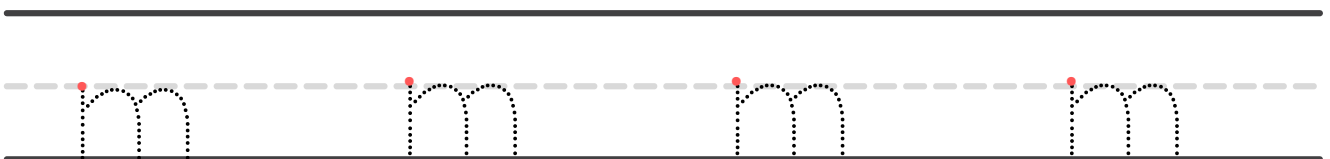
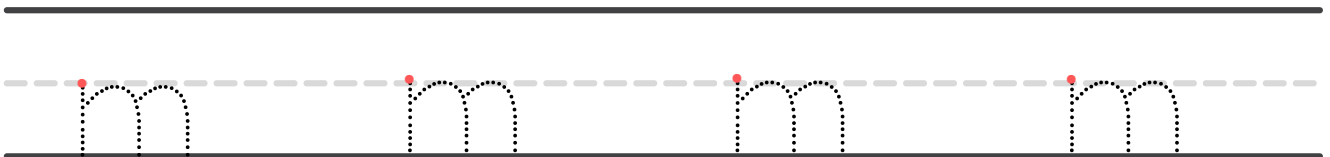


moon




mouse

Trace and write letter 'm' with correct information.




Identify and circle the objects starting with letter 'm' & colour it.



mug



mango




flower


Write letter 'M' with correct information.




Identify and circle the objects starting with letter 'n' & colour it.



nest




nine



drum

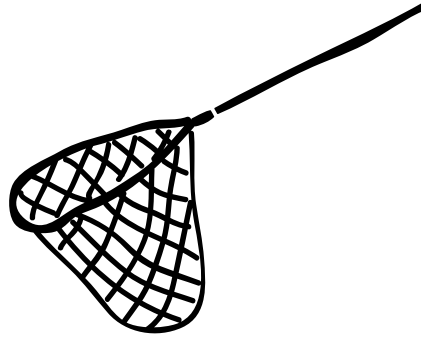
Trace and write letter 'n' with correct information.



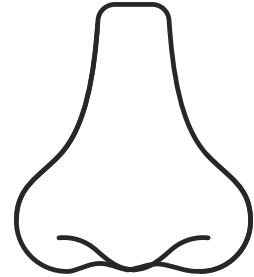
Identify and circle the objects starting with letter 'n' & colour it.



ear



net




nose

Write letter 'N' with correct information.




Identify and circle the objects starting with letter 'o' & colour it.



owl



bird



orange


Trace and write letter 'o' with correct information.

Tracing and writing practice for the letter 'o'. The page contains three sets of handwriting lines, each consisting of a solid top line, a dashed middle line, and a solid bottom line. The first set has four dotted 'o's for tracing, each with a red starting dot on the dashed middle line. The second set has four dotted 'o's for tracing, each with a red starting dot on the dashed middle line. The third set has four red starting dots on the dashed middle line, with no dotted letters, for independent writing practice.


Identify and circle the objects starting with letter 'o' & colour it.



cup



octopus




onion

Write letter 'O' with correct information.




Identify and circle the objects starting with letter 'p' & colour it.



doll



pumpkin



pear


Trace and write letter 'p' with correct information.

Tracing practice for the letter 'p'. The first two rows each contain four dotted 'p's on a set of three horizontal lines (top solid, middle dashed, bottom solid). The third row contains four red dots on the middle dashed line, serving as starting points for writing. The fourth row contains four red dots on the middle dashed line, serving as starting points for writing.


Day: \_\_\_\_\_

Date: \_\_\_\_\_

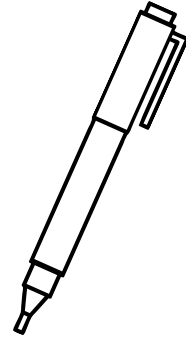
Identify and circle the objects starting with letter 'p' & colour it.



pineapple



astronaut




pen


Write letter 'P' with correct information.




Identify and circle the objects starting with letter 'q' & colour it.



doll



quail

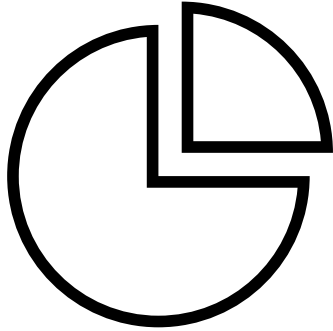


quilt


Trace and write letter 'q' with correct information.

Tracing practice for the letter 'q'. The first two rows each contain four dotted 'q's on a set of three horizontal lines (top solid, middle dashed, bottom solid). The third row contains four red dots on the middle dashed line, serving as starting points for writing the letter. The fourth and fifth rows are blank sets of three horizontal lines for independent practice.


Identify and circle the objects starting with letter 'q' & colour it.



quarter



queen




cat


Write letter 'Q' with correct information.



Identify and circle the objects starting with letter 'q' & colour it.



rocket



rainbow



drum

Trace and write letter 'q' with correct information.




Identify and circle the objects starting with letter 'r' & colour it.



cup



rose




robot


Write letter 'R' with correct information.



Identify and circle the objects starting with letter 's' & colour it.



doll



sun




spoon


Trace and write letter 's' with correct information.




Identify and circle the objects starting with letter 's' & colour it.



robot



sunglasses




star


Write letter 'S' with correct information.



Identify and circle the objects starting with letter 't' & colour it.



tomato



pineapple




truck

Trace and write letter 't' with correct information.




Identify and circle the objects starting with letter 't' & colour it.



watermelon



tree




teddy

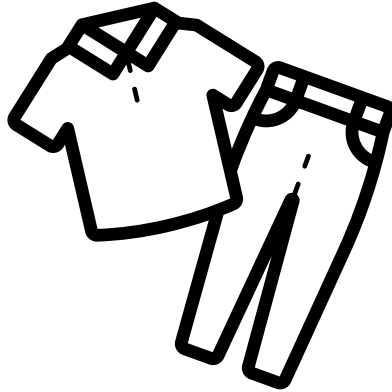
Write letter 'T' with correct information.




Identify and circle the objects starting with letter 'u' & colour it.



tomato



uniform



uncle

Trace and write letter 'u' with correct information.




Identify and circle the objects starting with letter 'p' & colour it.



umbrella



unicorn




cat

Write letter 'P' with correct information.




Identify and circle the objects starting with letter 'v' & colour it.



van



rose




violin


Trace and write letter 'v' with correct information.



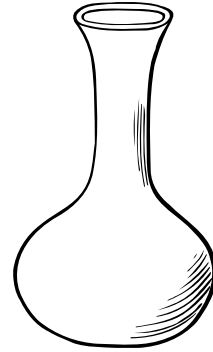
Identify and circle the objects starting with letter 'v' & colour it.



rocket



vegetable



vase

s


Write letter 'V' with correct information.




Day: \_\_\_\_\_

Date: \_\_\_\_\_


Identify and circle the objects starting with letter 'w' & colour it.



watch



star






watermelon

Trace and write letter 'w' with correct information.



Identify and circle the objects starting with letter 'w' & colour it.



wheel

window

bear


Write letter 'W' with correct information.




Identify and circle the objects starting with letter 'x' & colour it.



unicorn

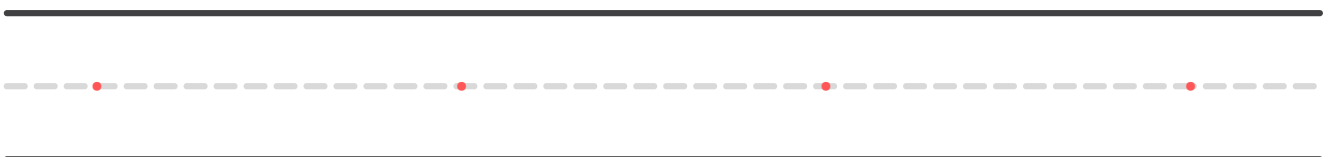


x-mas




x-ray fish

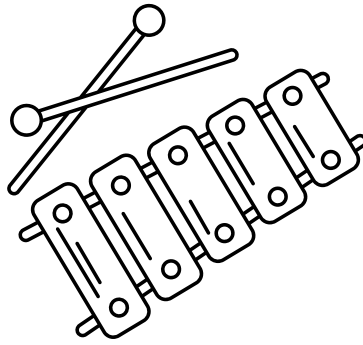
Trace and write letter 'x' with correct information.



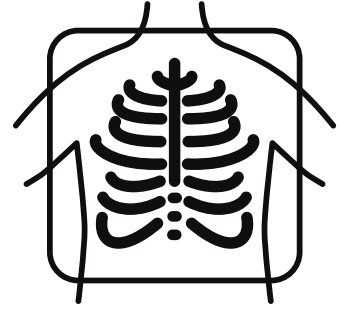
Identify and circle the objects starting with letter 'x' & colour it.



violin



xylophone



x-ray


Write letter 'X' with correct information.



Identify and circle the objects starting with letter 'q' & colour it.



yarn

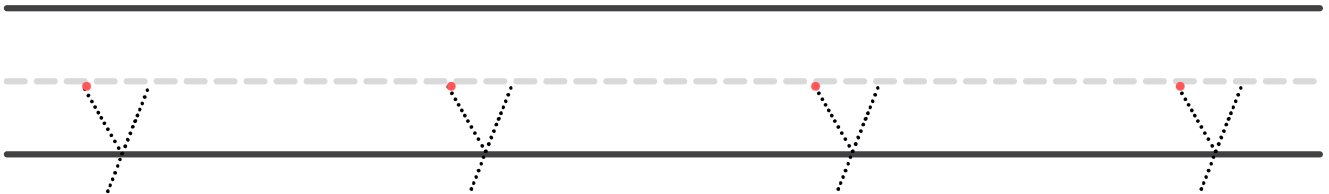


yak




drum

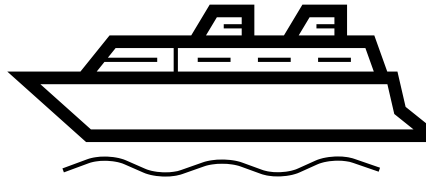
Trace and write letter 'y' with correct information.




Identify and circle the objects starting with letter 'p' & colour it.



yoyo




yacht

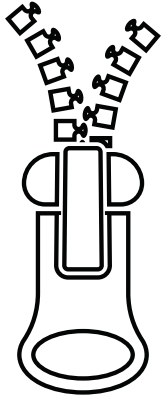


bus

Write letter 'Y' with correct information.



Identify and circle the objects starting with letter 'q' & colour it.



zipper

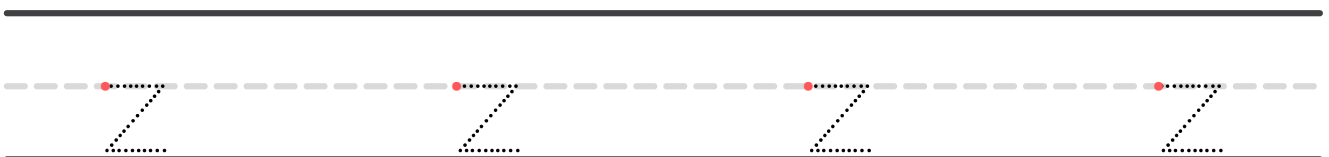


bird




zigzag


Trace and write letter 'q' with correct information.




Identify and circle the objects starting with letter 'z' & colour it.



wheel



zoo




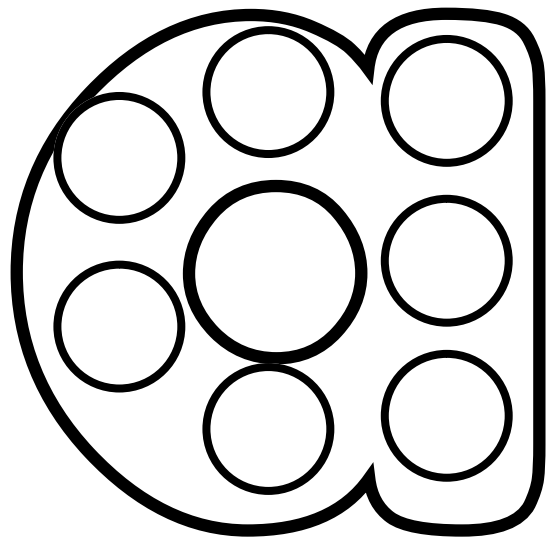
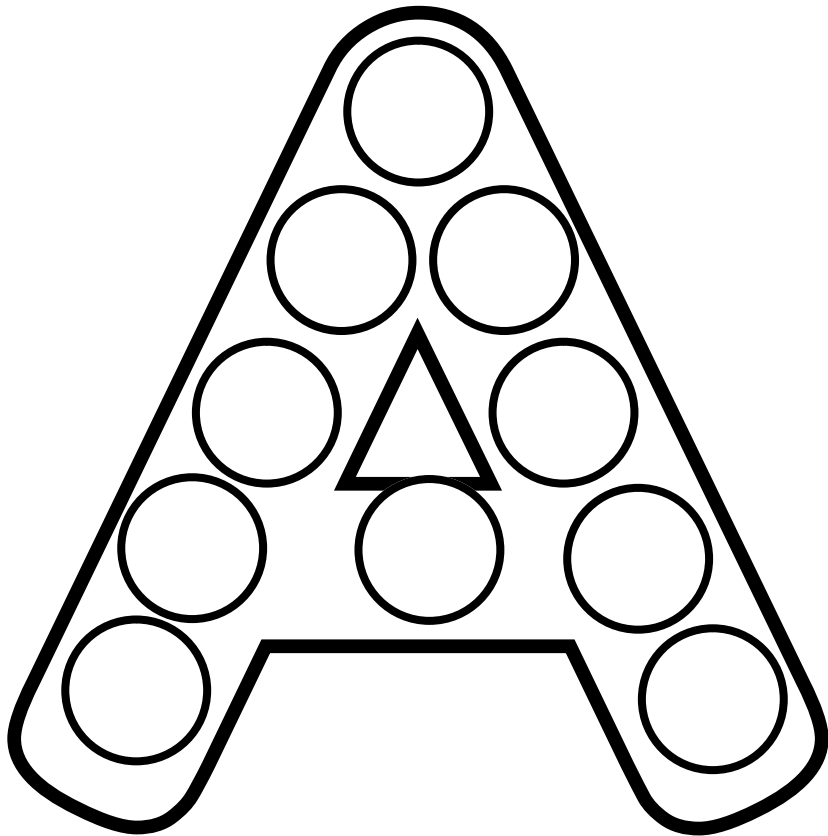
zero

Write letter 'Z' with correct information.



# Do-A-Dot Letter

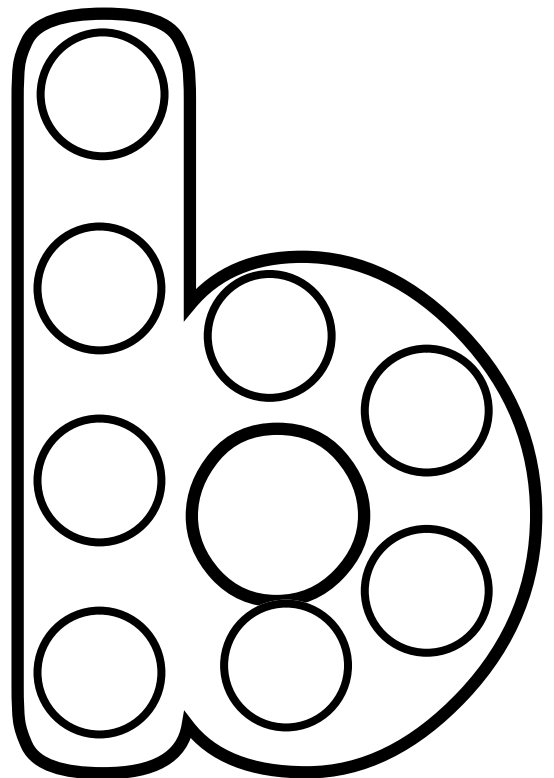

Use do-a-dot markers, pom-poms or stickers to fill in the circles of letters.



Apple

# Do-A-Dot Letter



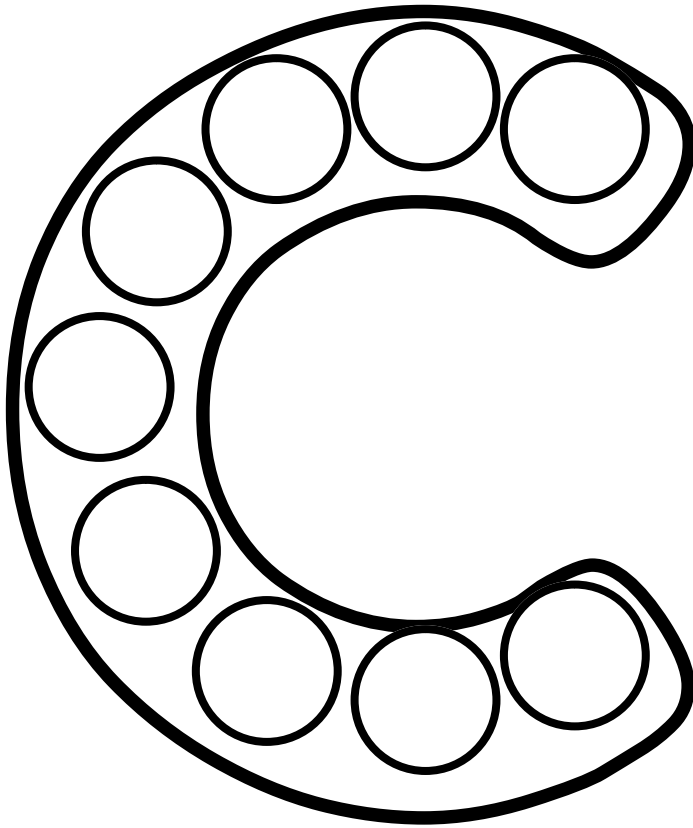
Use do-a-dot markers, pom-poms or stickers to fill in the circles of letters.



**Ball**

# Do-A-Dot Letter


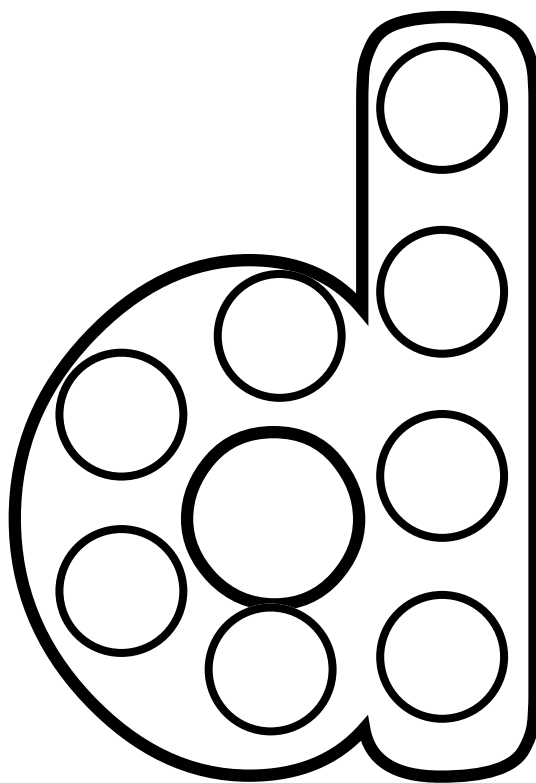

Use do-a-dot markers, pom-poms or stickers to fill in the circles of letters.



Cat

# Do-A-Dot Letter

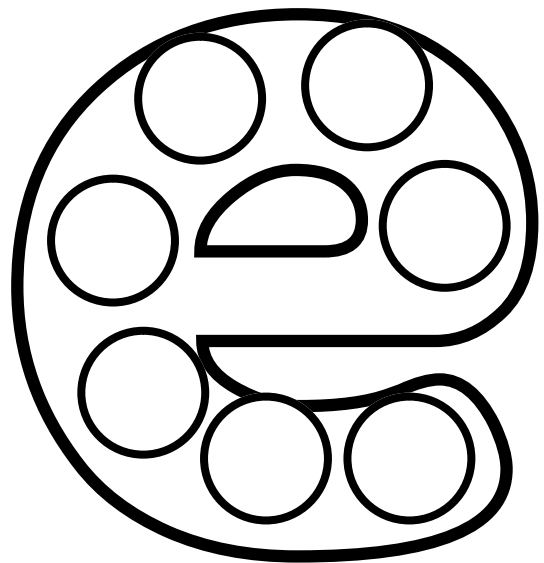
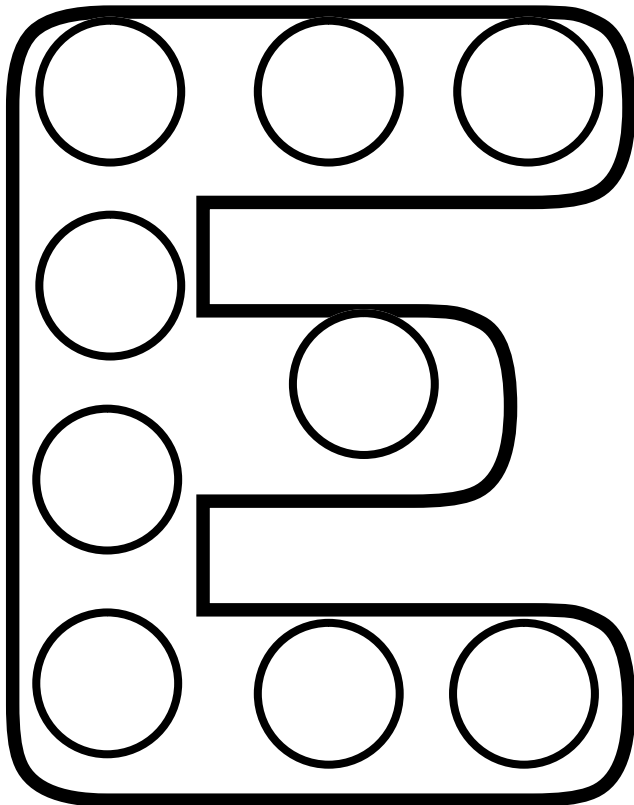
Use do-a-dot markers, pom-poms or stickers to fill in the circles of letters.



Duck

# Do-A-Dot Letter



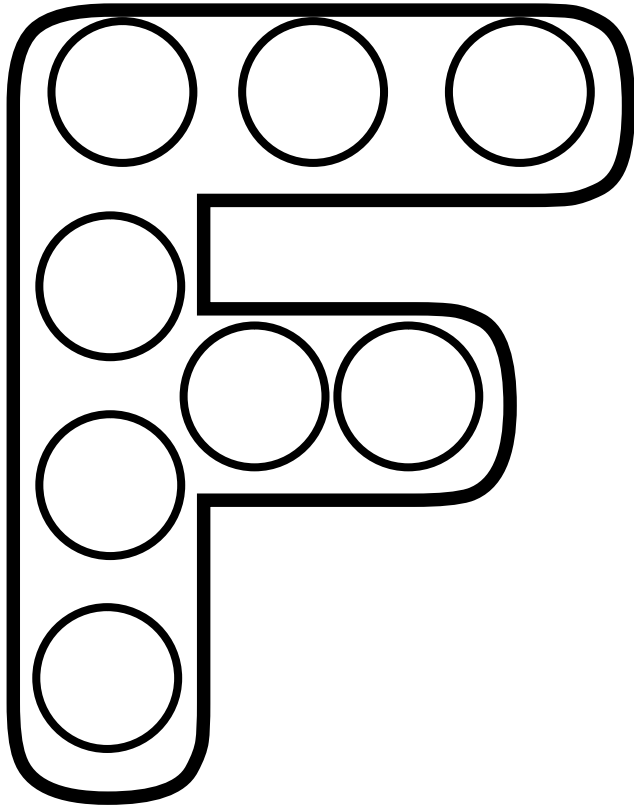
Use do-a-dot markers, pom-poms or stickers to fill in the circles of letters.



Egg

# Do-A-Dot Letter

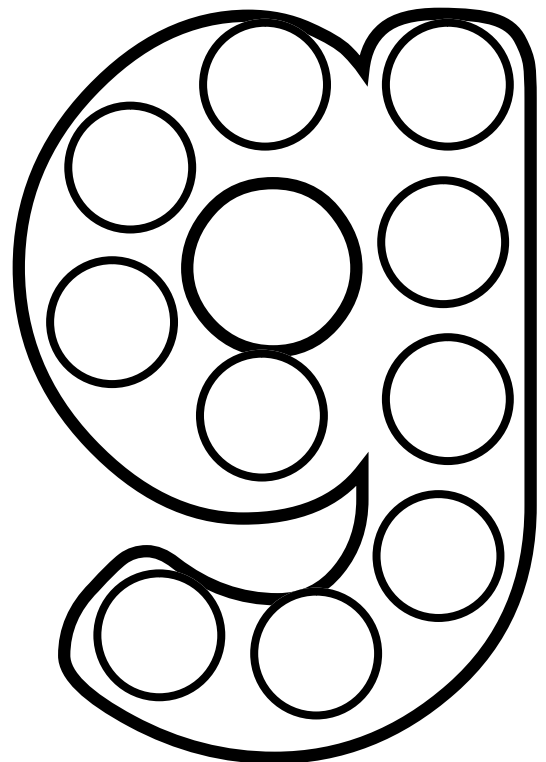

Use do-a-dot markers, pom-poms or stickers to fill in the circles of letters.



**Fish**

# Do-A-Dot Letter


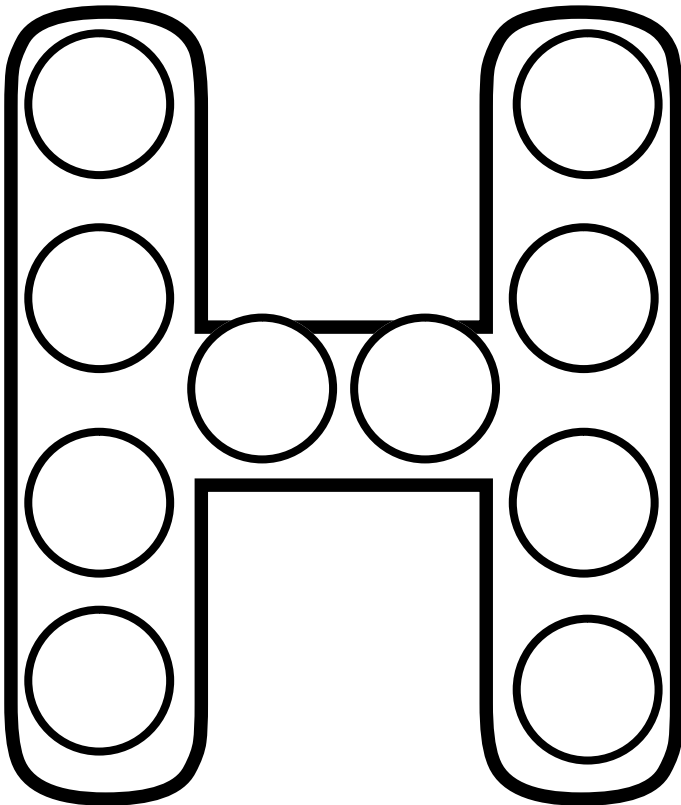
Use do-a-dot markers, pom-poms or stickers to fill in the circles of letters.



**Gift**

# Do-A-Dot Letter


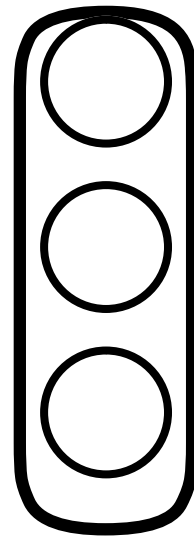

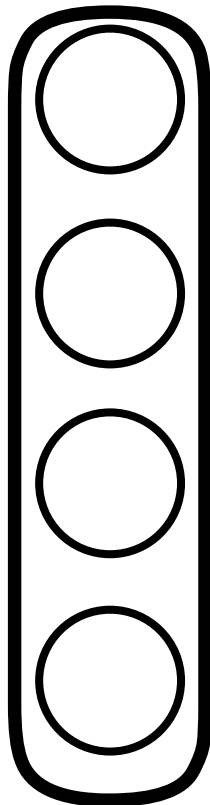
Use do-a-dot markers, pom-poms or stickers to fill in the circles of letters.



House

# Do-A-Dot Letter

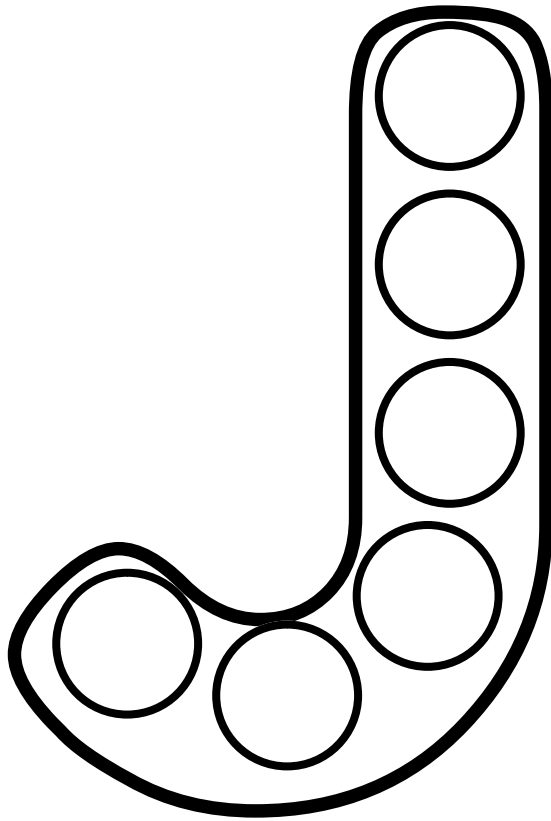
Use do-a-dot markers, pom-poms or stickers to fill in the circles of letters.



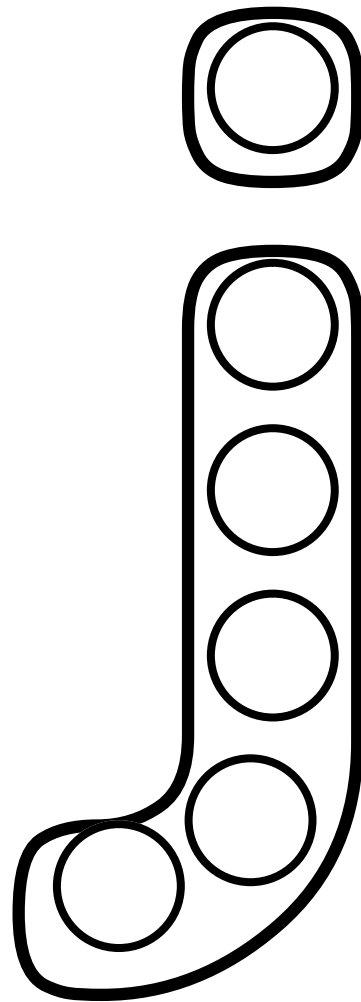
Igloo

# Do-A-Dot Letter

Use do-a-dot markers, pom-poms or stickers to fill in the circles of letters.

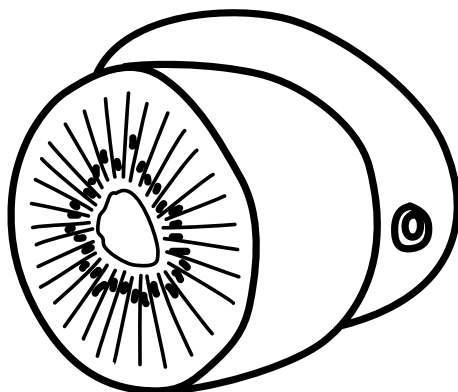
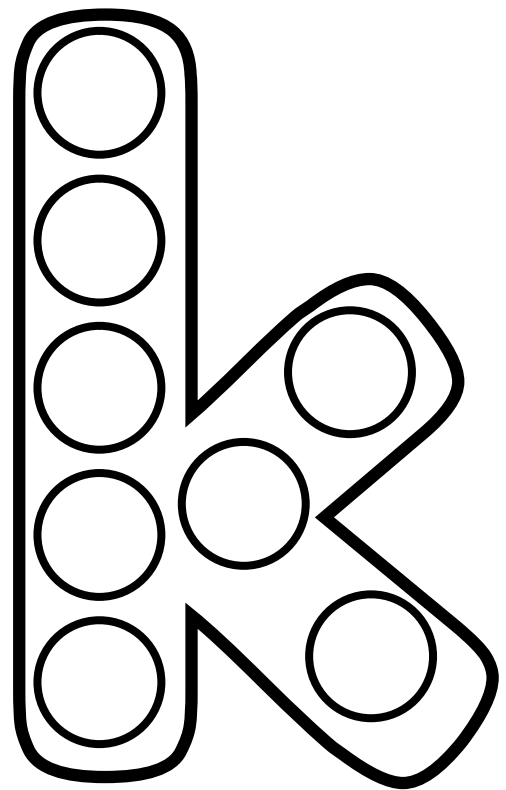
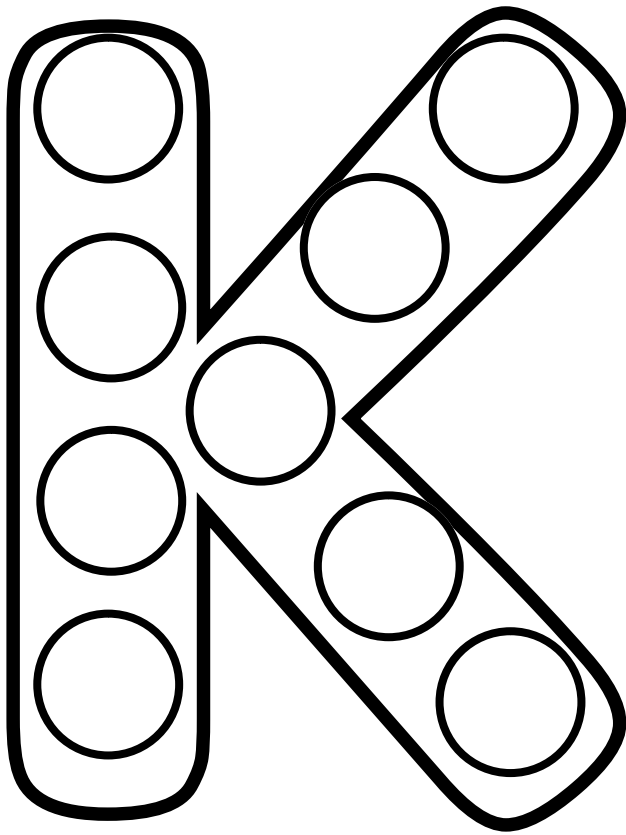


Jug



# Do-A-Dot Letter


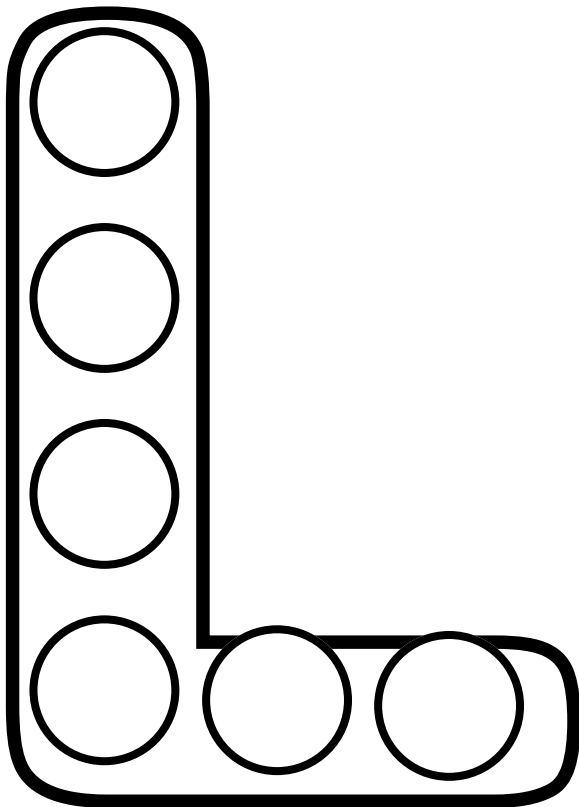
Use do-a-dot markers, pom-poms or stickers to fill in the circles of letters.



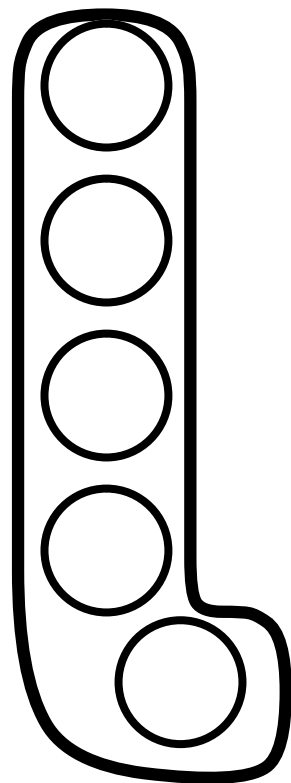
Kiwi

# Do-A-Dot Letter

Use do-a-dot markers, pom-poms or stickers to fill in the circles of letters.


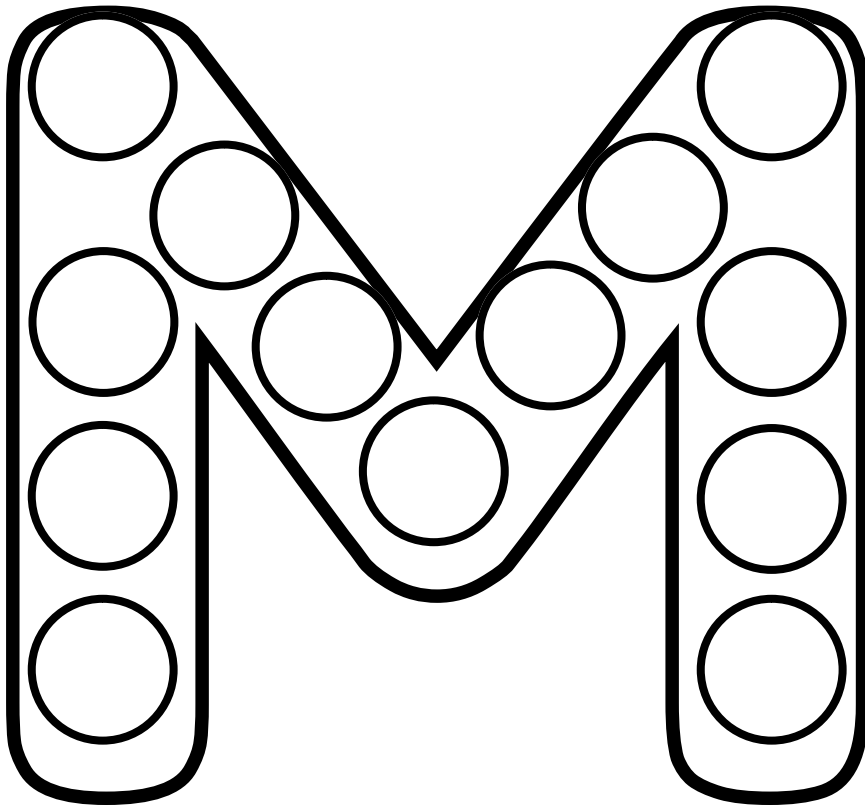


Lamp

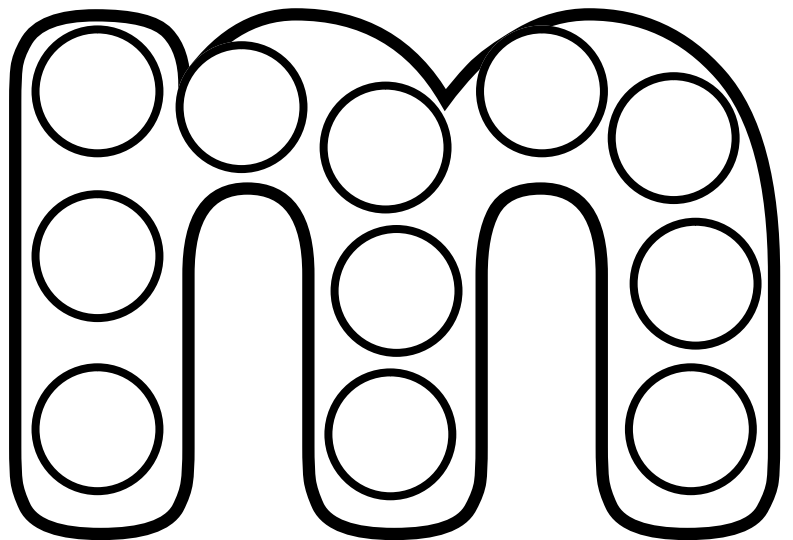


# Do-A-Dot Letter

Use do-a-dot markers, pom-poms or stickers to fill in the circles of letters.


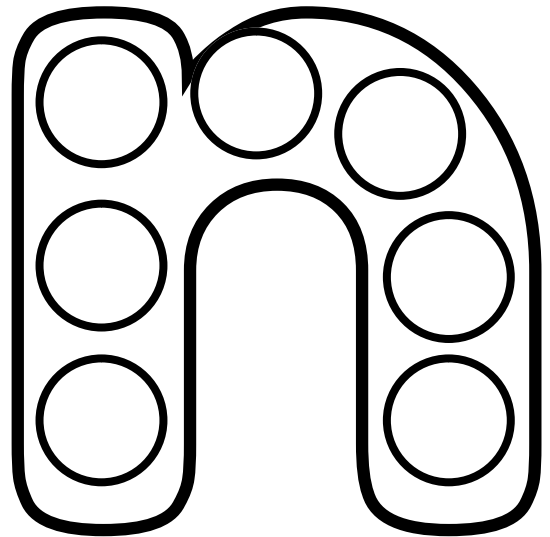
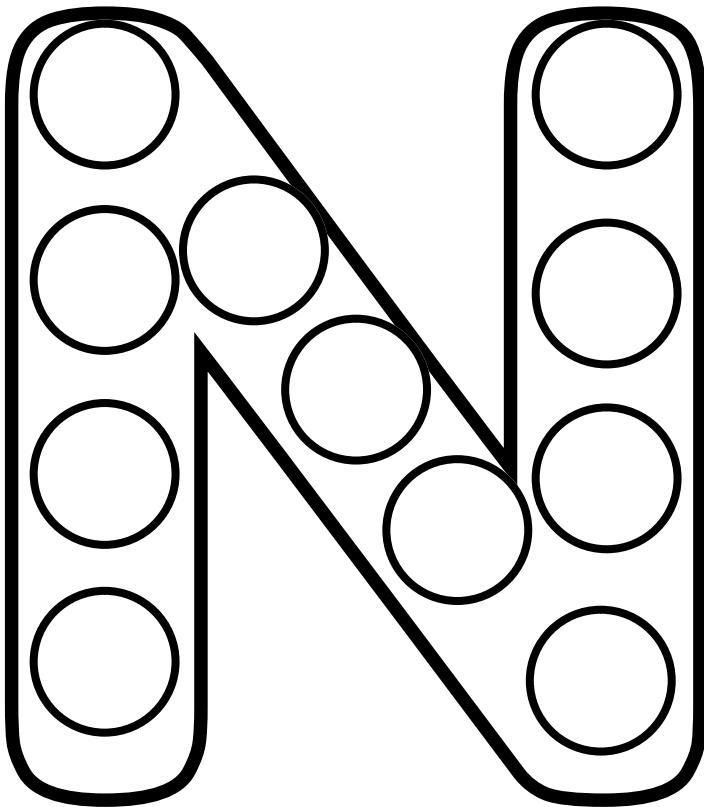


Moon



# Do-A-Dot Letter


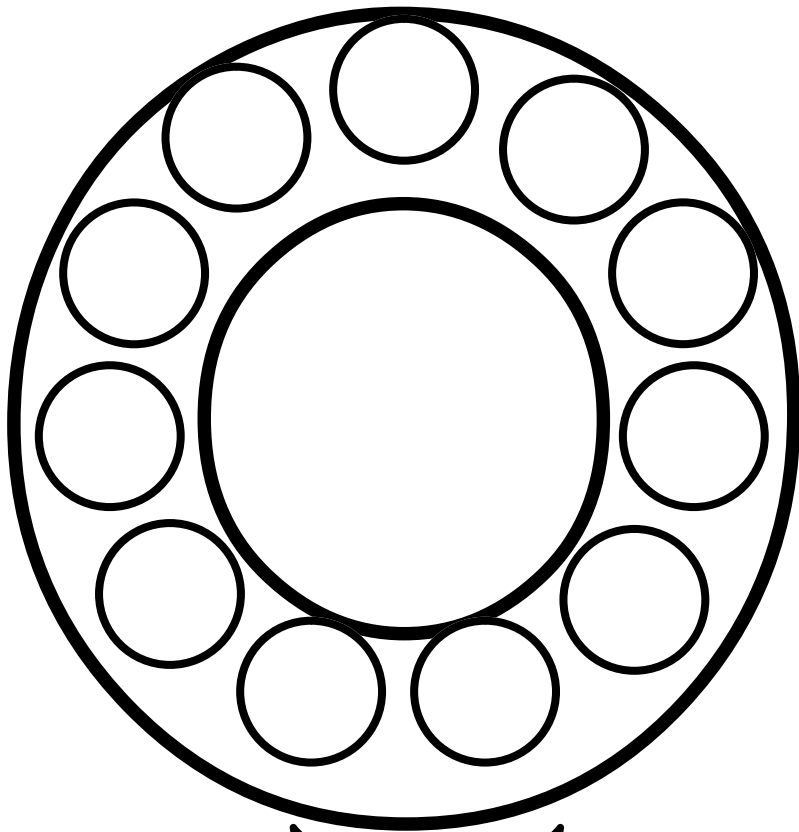
Use do-a-dot markers, pom-poms or stickers to fill in the circles of letters.



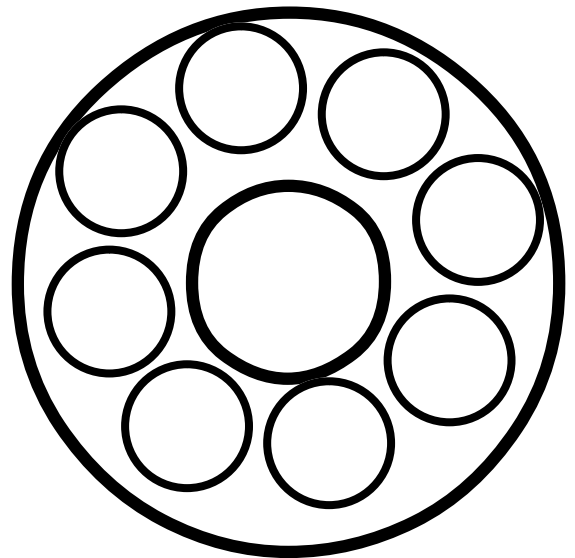
Nest

# Do-A-Dot Letter

Use do-a-dot markers, pom-poms or stickers to fill in the circles of letters.

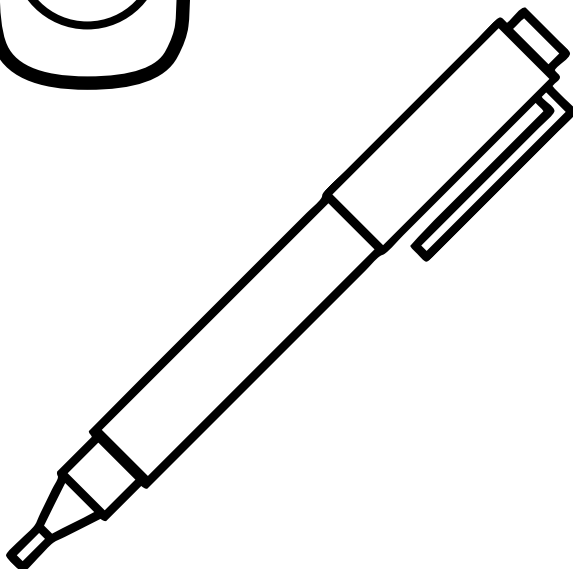




Owl



# Do-A-Dot Letter


Use do-a-dot markers, pom-poms or stickers to fill in the circles of letters.



Pen


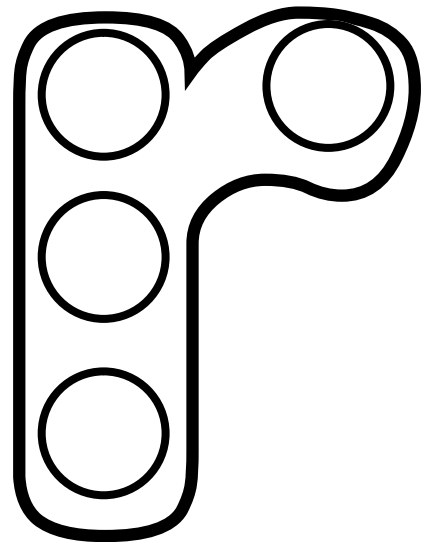

# Do-A-Dot Letter

Use do-a-dot markers, pom-poms or stickers to fill in the circles of letters.



# Do-A-Dot Letter


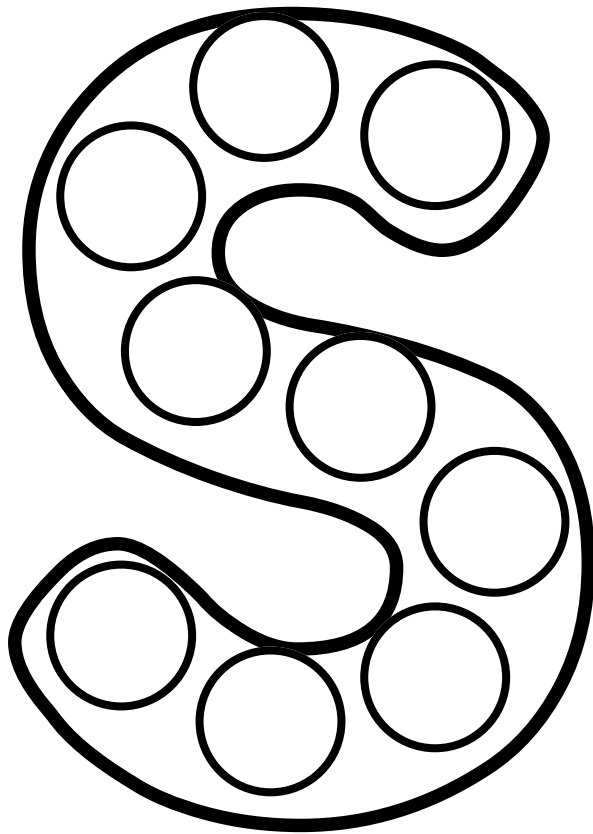
Use do-a-dot markers, pom-poms or stickers to fill in the circles of letters.



**Rocket**

# Do-A-Dot Letter



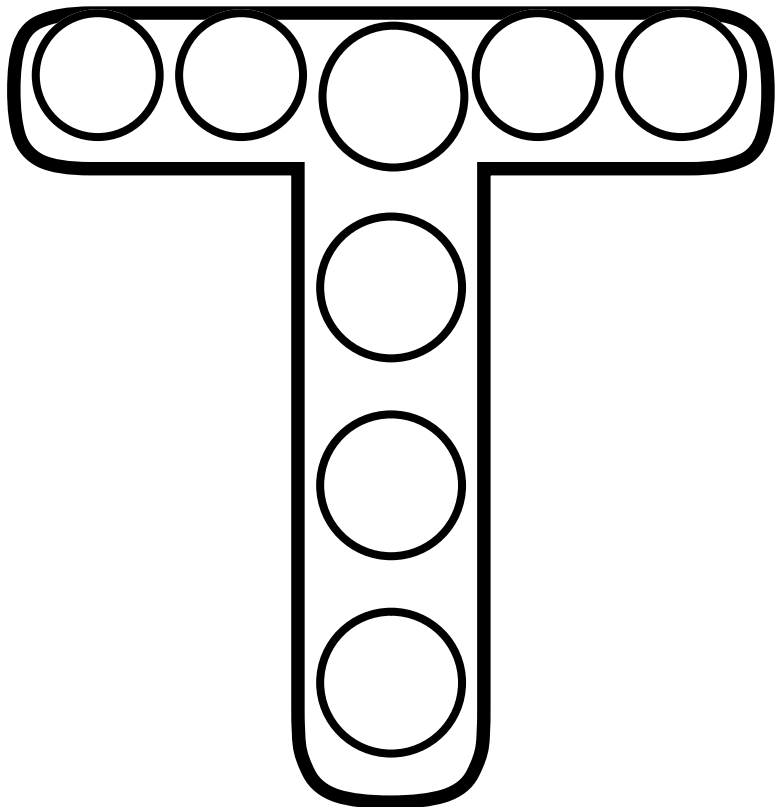
Use do-a-dot markers, pom-poms or stickers to fill in the circles of letters.



**Stars**

# Do-A-Dot Letter

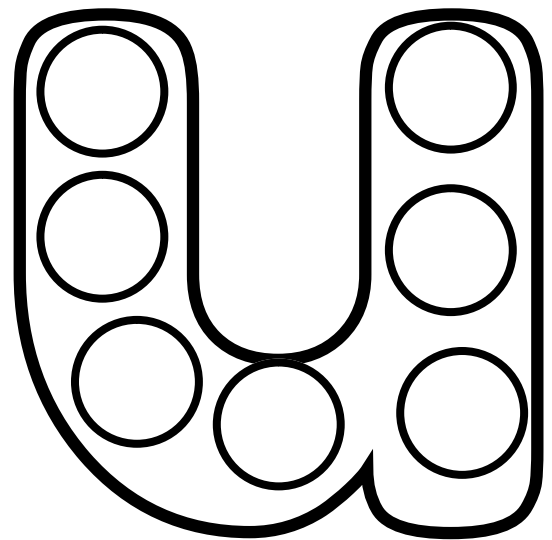
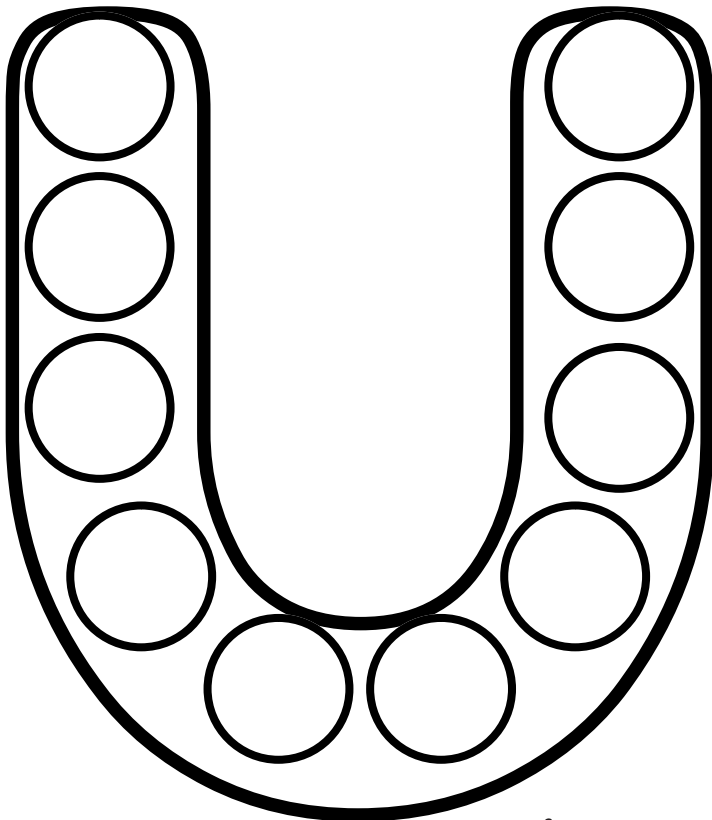
Use do-a-dot markers, pom-poms or stickers to fill in the circles of letters.



**Tree**

# Do-A-Dot Letter


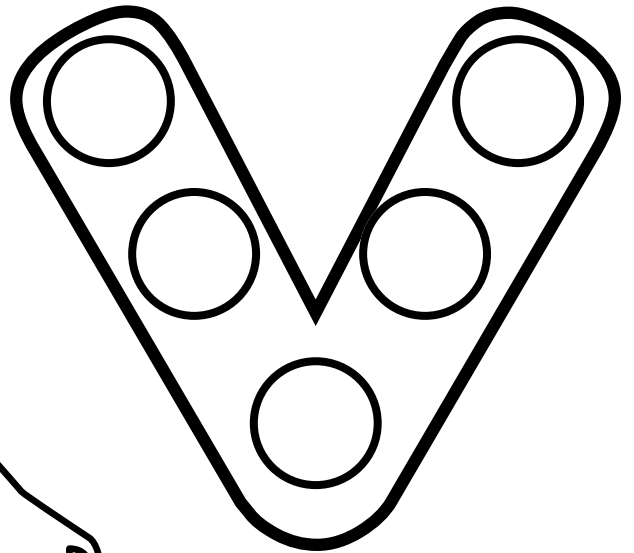
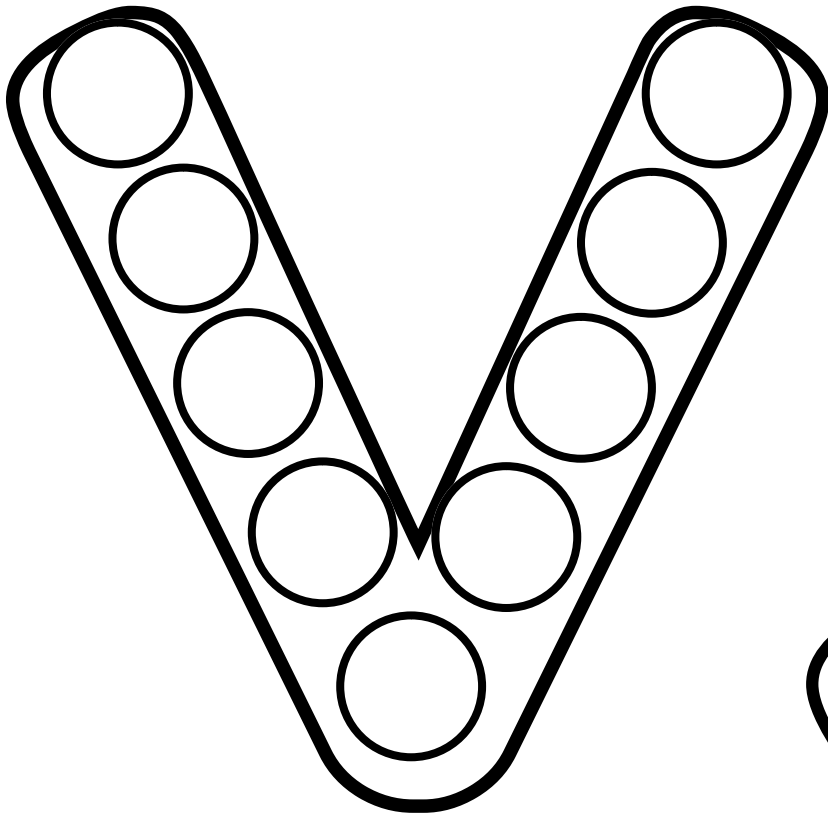
Use do-a-dot markers, pom-poms or stickers to fill in the circles of letters.



**Umbrella**

# Do-A-Dot Letter


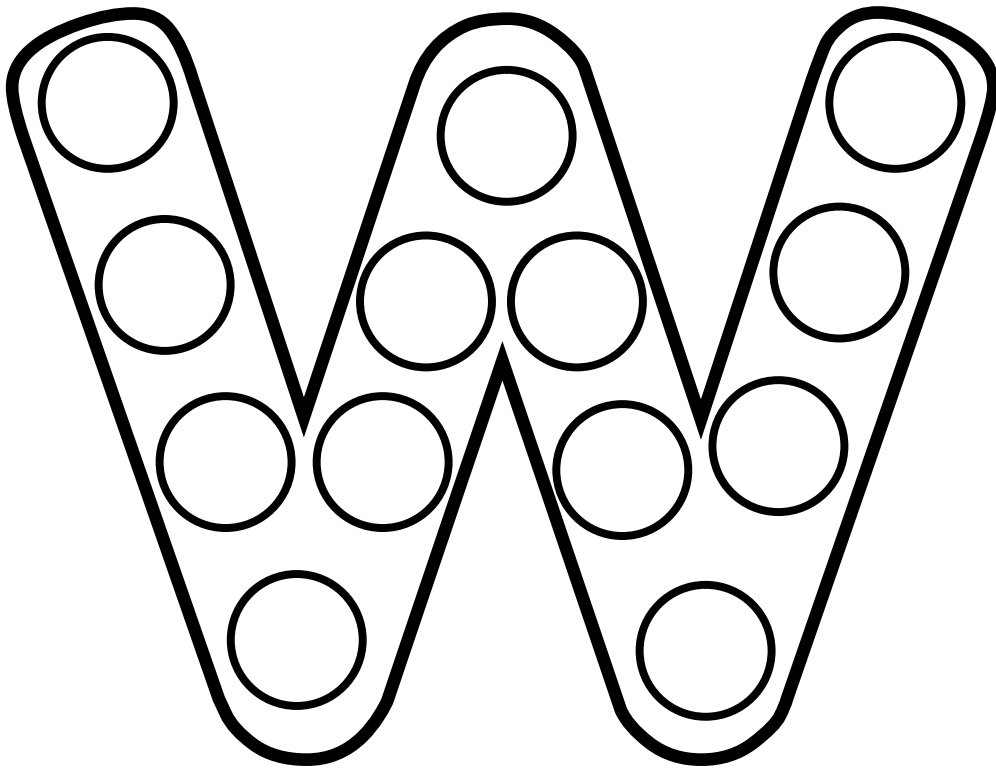
Use do-a-dot markers, pom-poms or stickers to fill in the circles of letters.



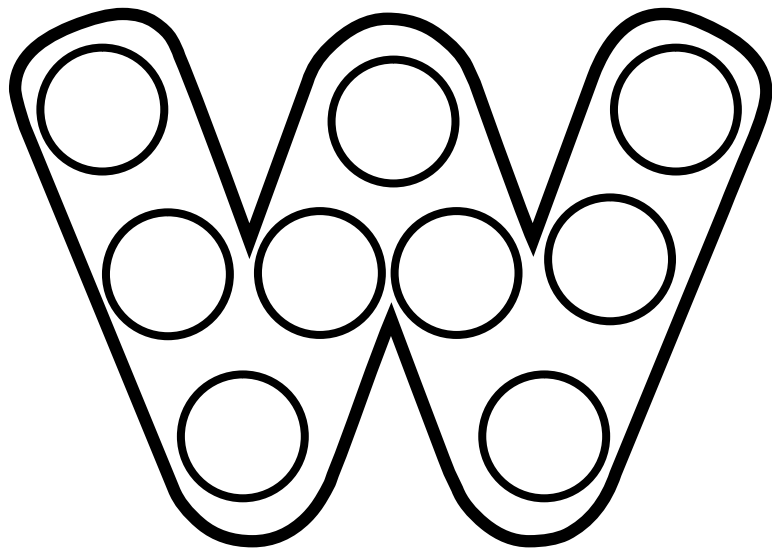
Van

# Do-A-Dot Letter

Use do-a-dot markers, pom-poms or stickers to fill in the circles of letters.

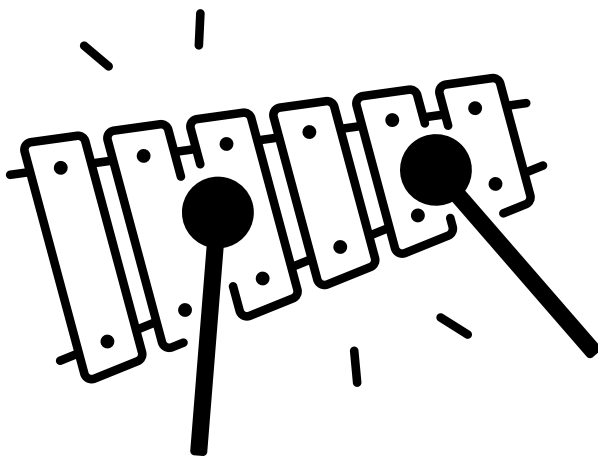
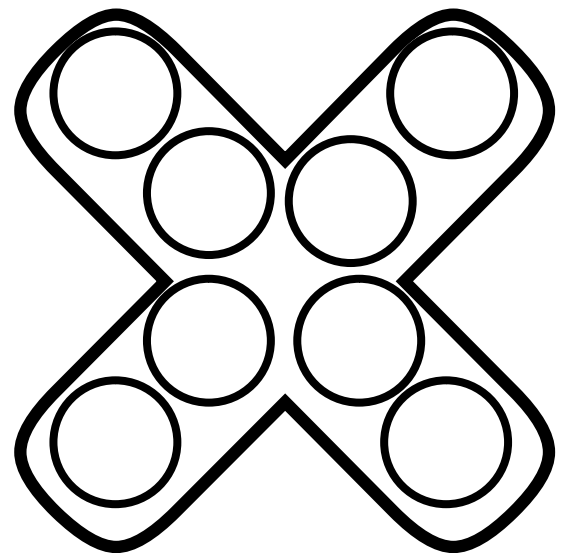
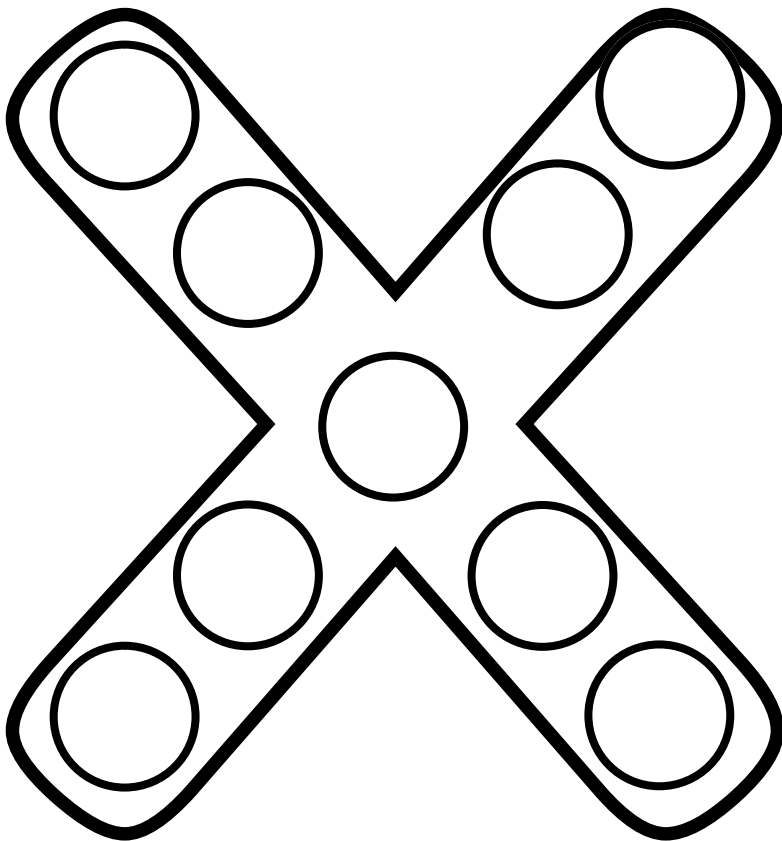


Watch



# Do-A-Dot Letter


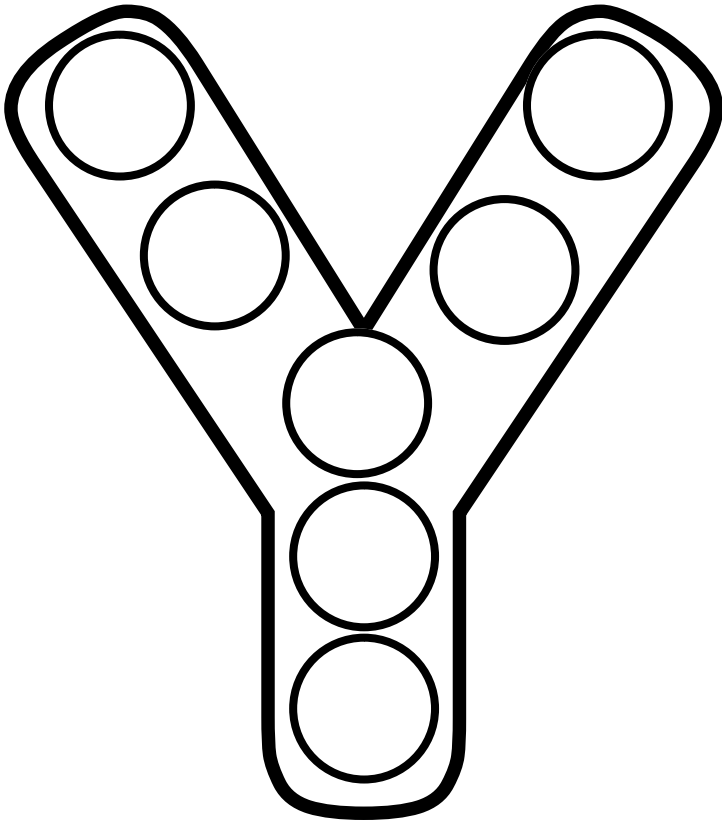
Use do-a-dot markers, pom-poms or stickers to fill in the circles of letters.



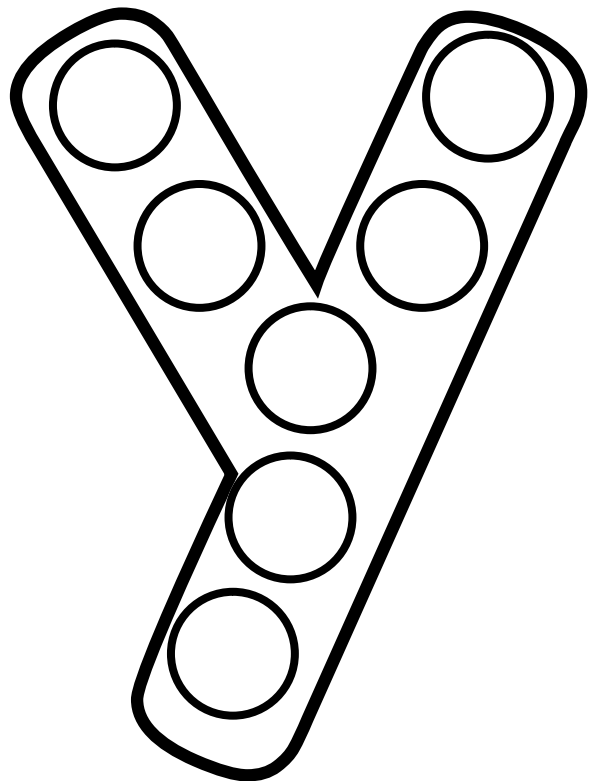
**Xylophone**

# Do-A-Dot Letter

Use do-a-dot markers, pom-poms or stickers to fill in the circles of letters.

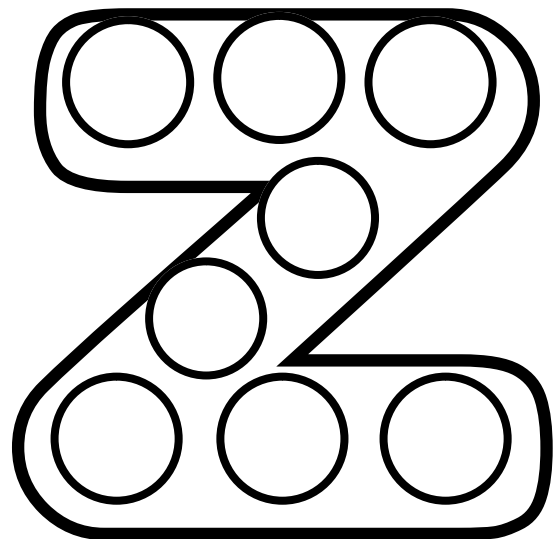
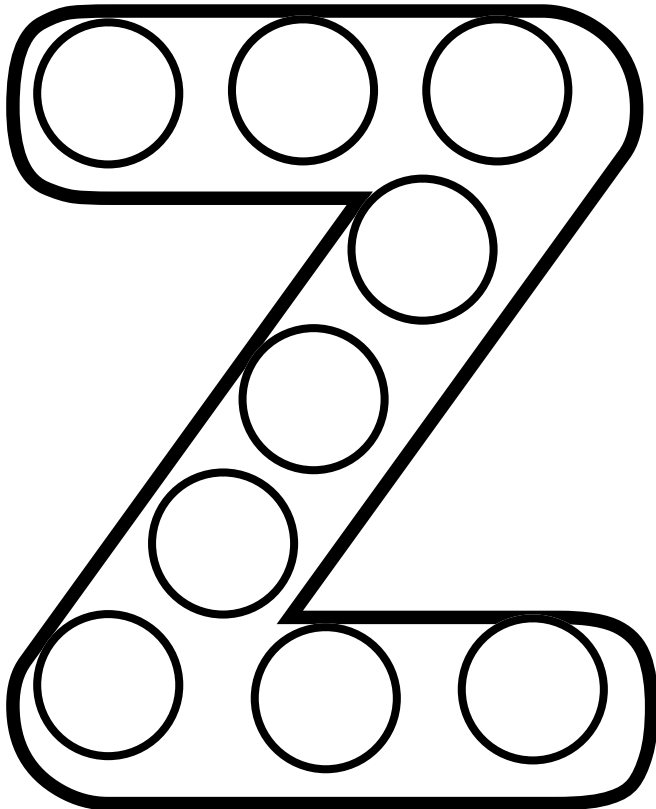


Yacht








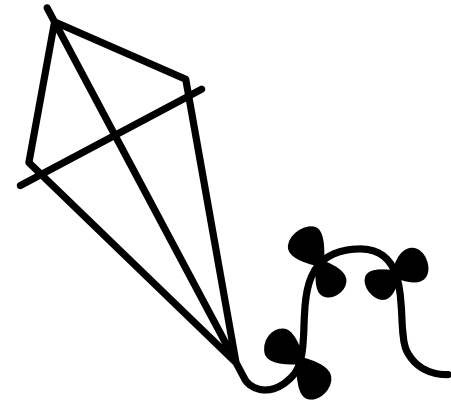
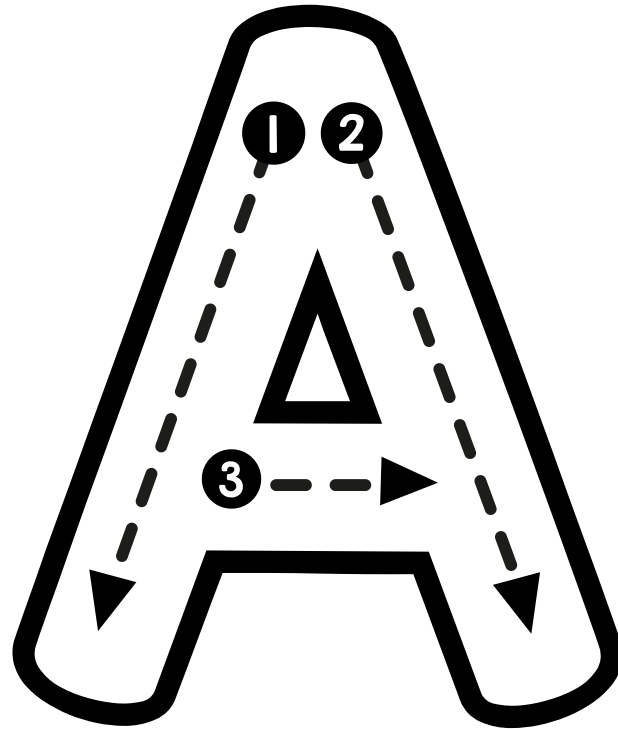

# Do-A-Dot Letter

Use do-a-dot markers, pom-poms or stickers to fill in the circles of letters.

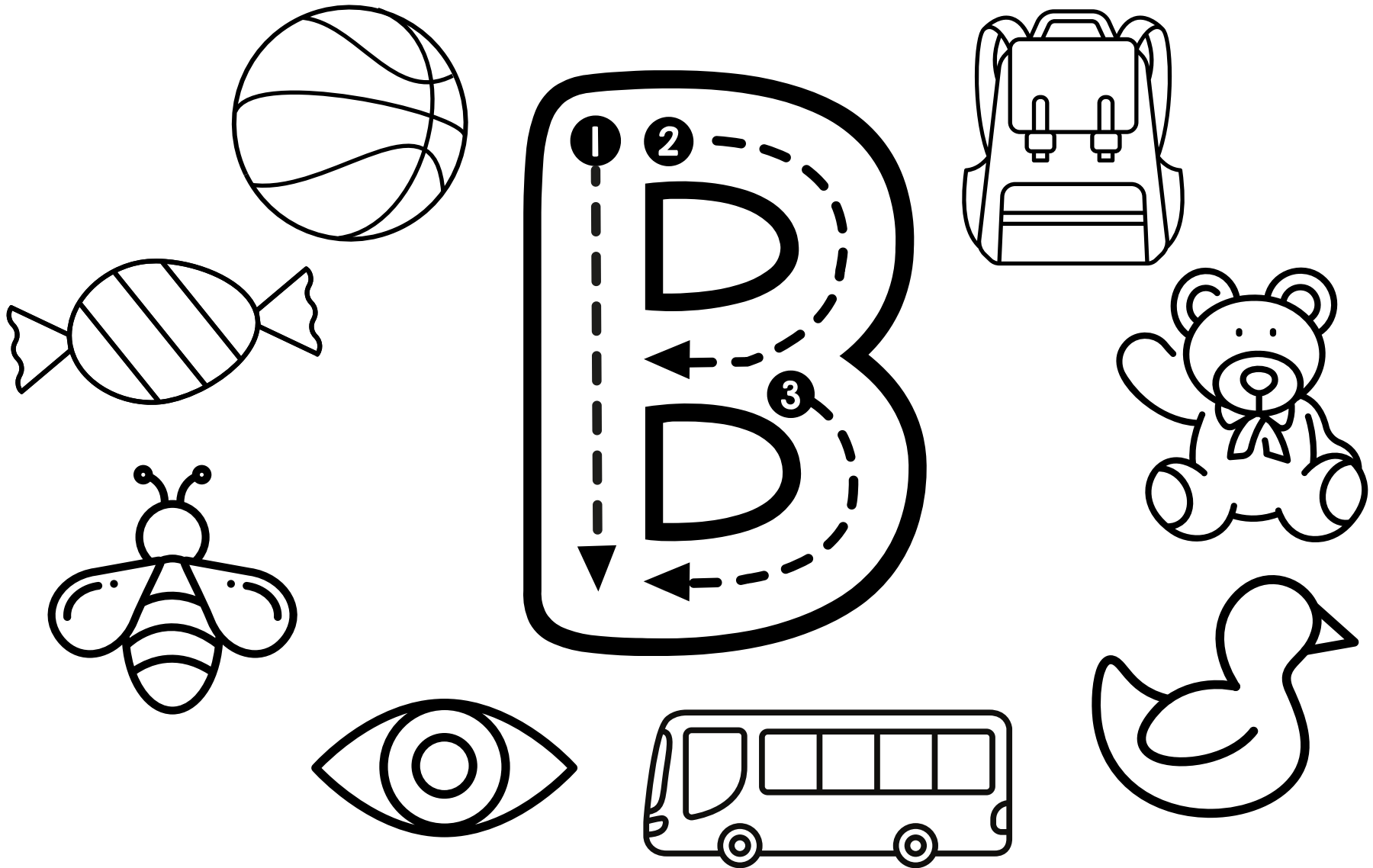


**Zebra**







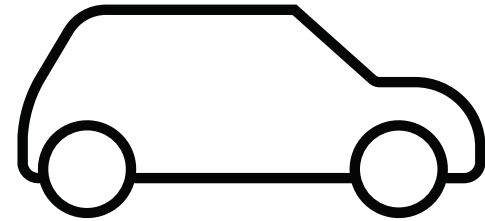

**Color the pictures that begin with the  
sound of the letter A**






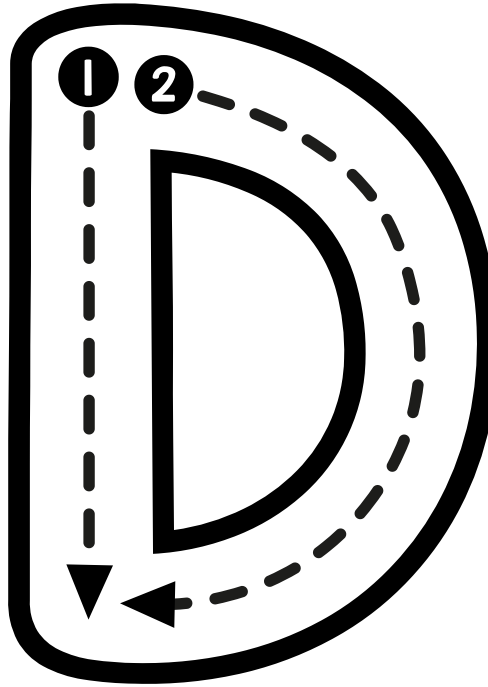



Color the pictures that begin with the  
sound of the letter B



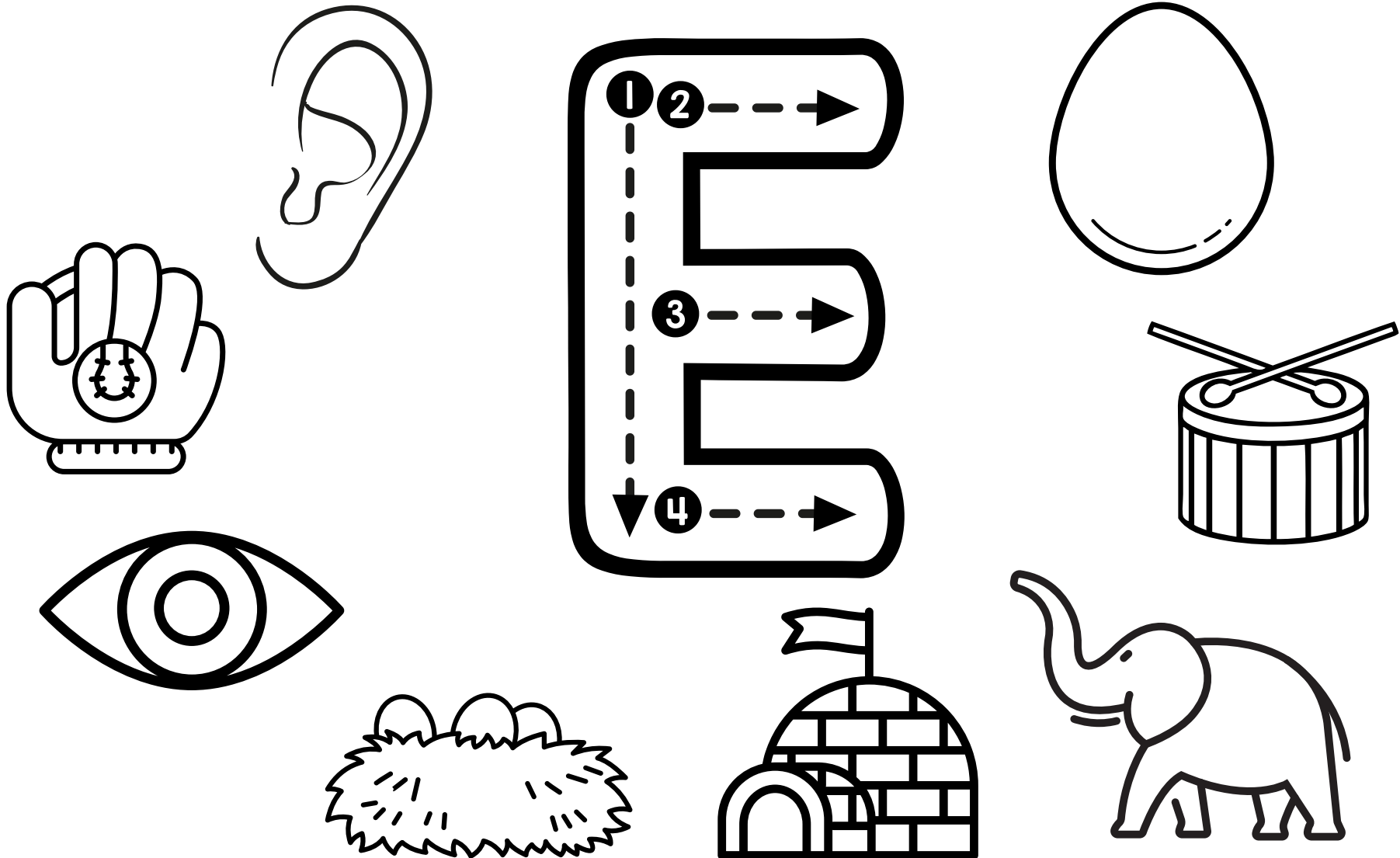
**Color the pictures that begin with the  
sound of the letter C**








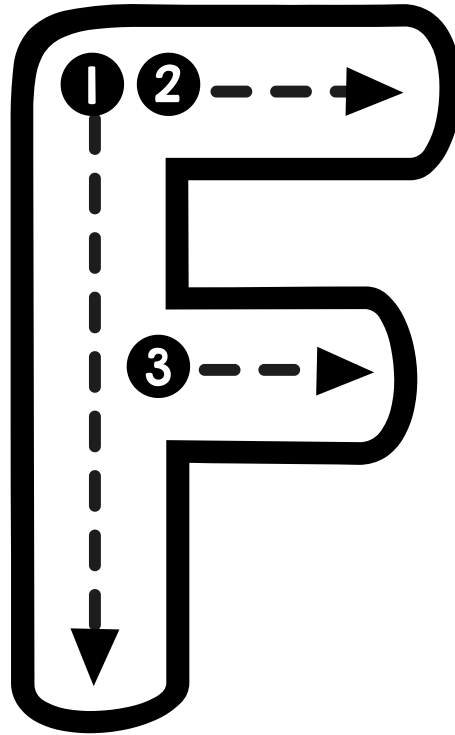

Color the pictures that begin with the  
sound of the letter D



Color the pictures that begin with the  
sound of the letter E








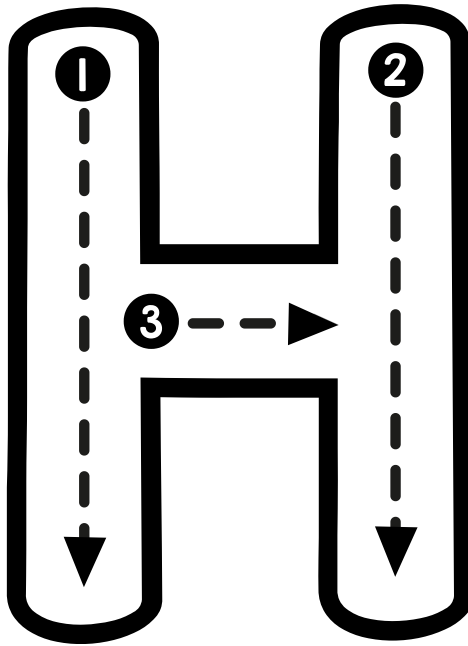

Color the pictures that begin with the  
sound of the letter F




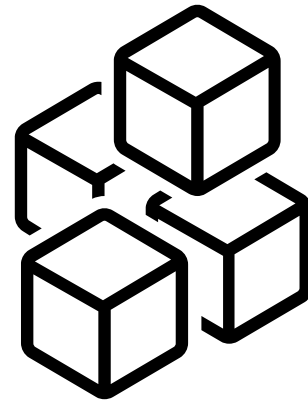


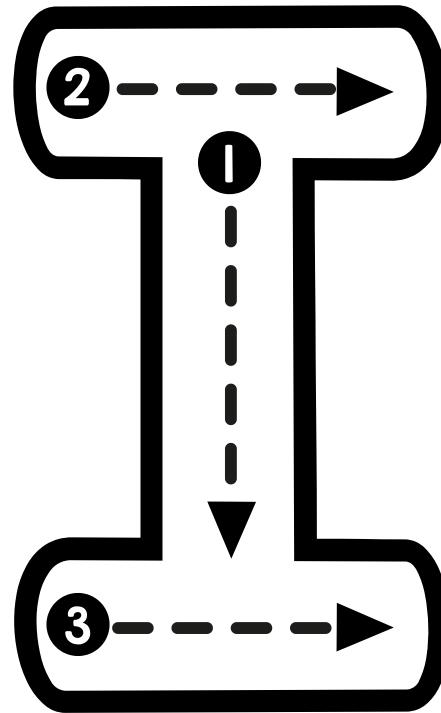



Color the pictures that begin with the  
sound of the letter G



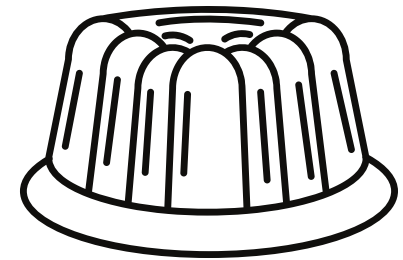


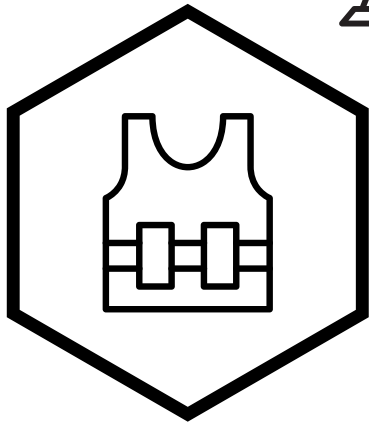
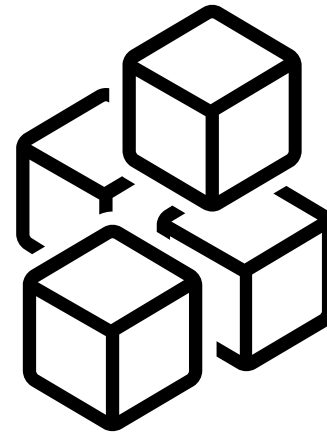


Color the pictures that begin with the  
sound of the letter H







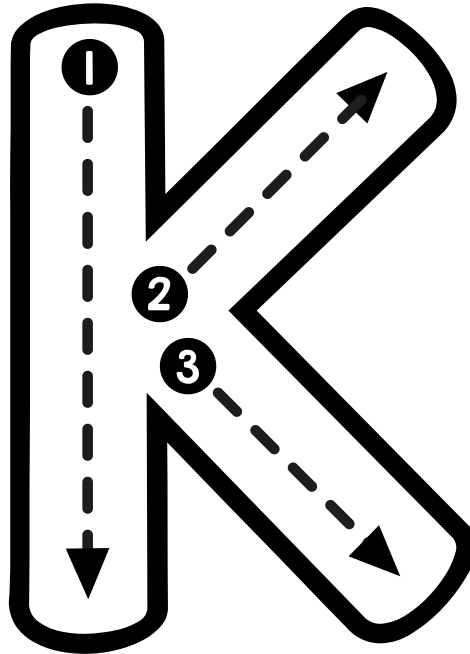

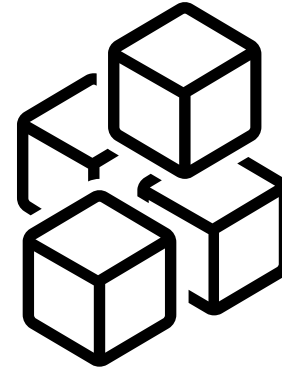

Color the pictures that begin with the  
sound of the letter I




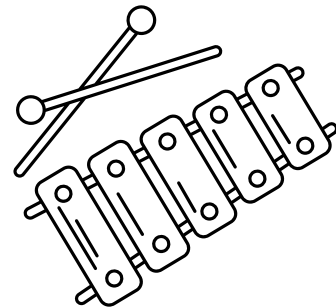



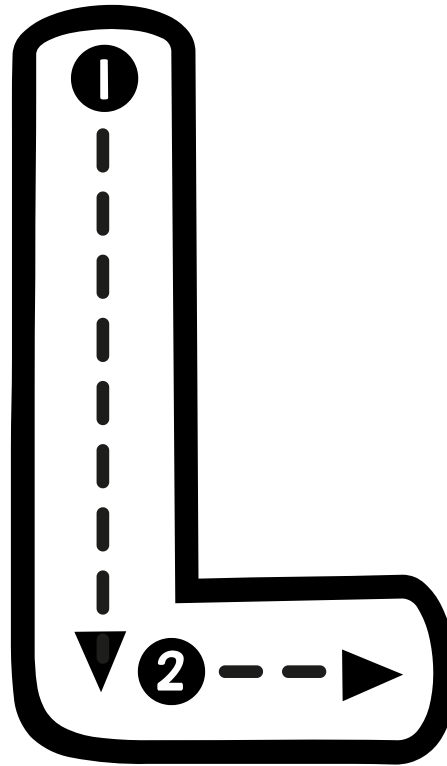



Color the pictures that begin with the  
sound of the letter J






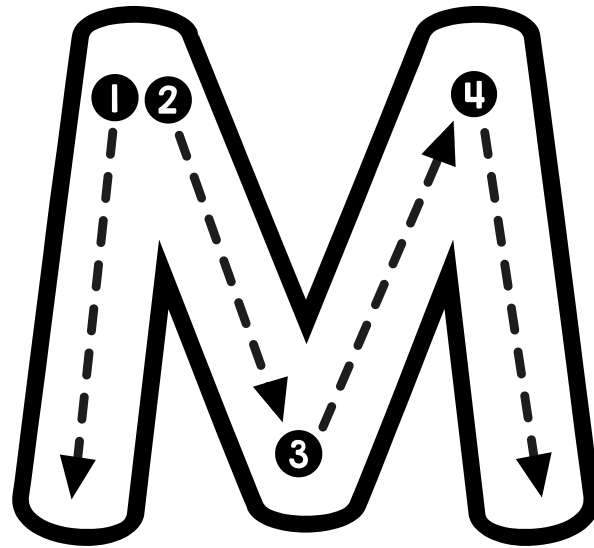
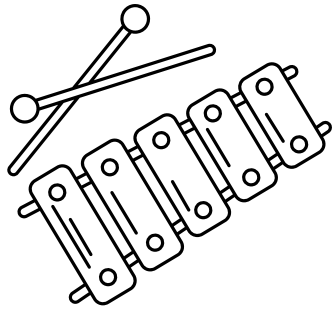

Color the pictures that begin with the  
sound of the letter K






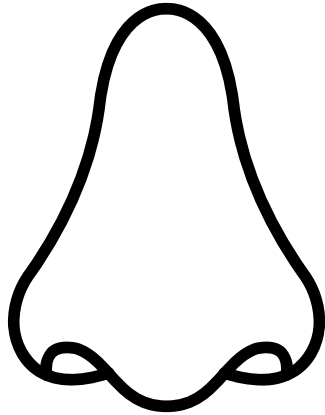

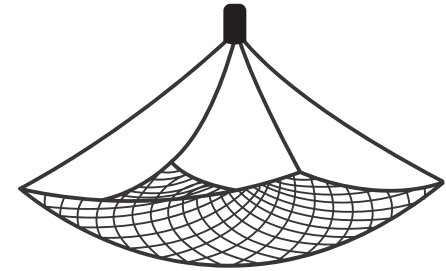
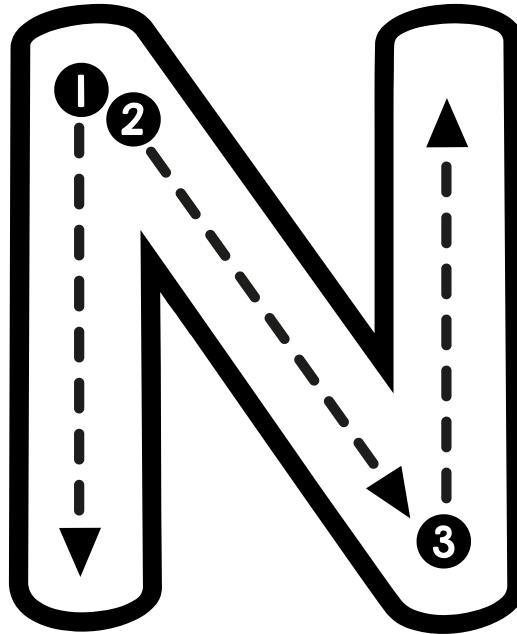

Color the pictures that begin with the  
sound of the letter L







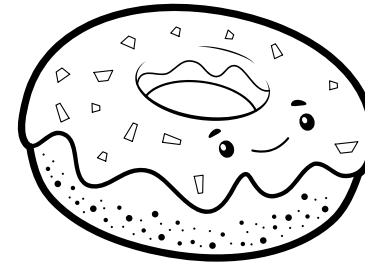


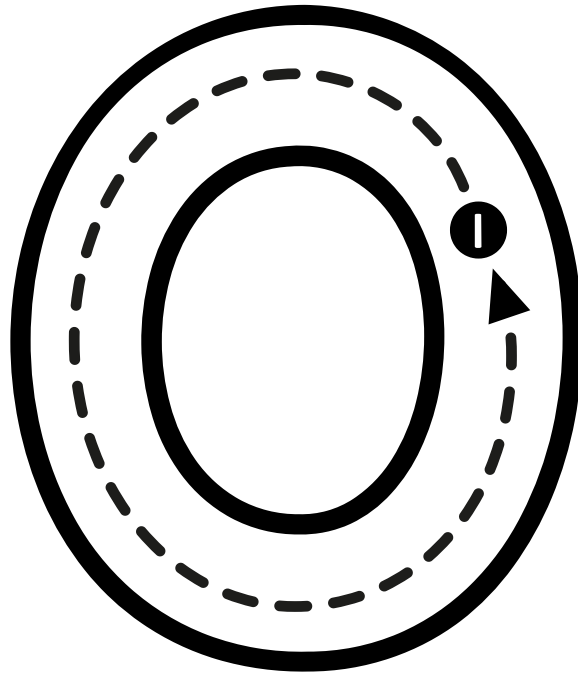

Color the pictures that begin with the  
sound of the letter M



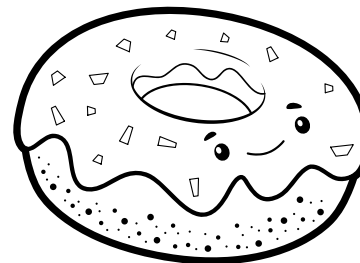



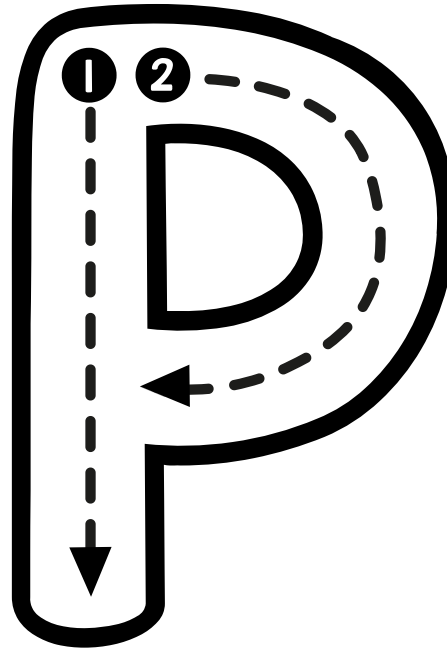


Color the pictures that begin with the  
sound of the letter N




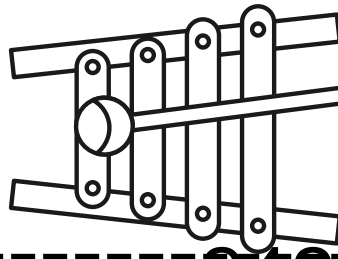



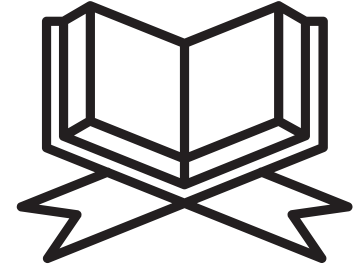

Color the pictures that begin with the  
sound of the letter O




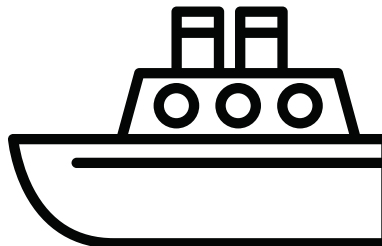



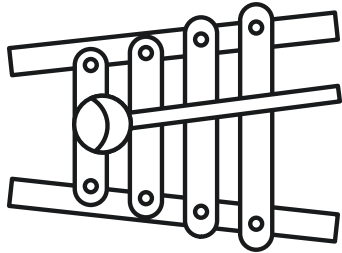

Color the pictures that begin with the  
sound of the letter P





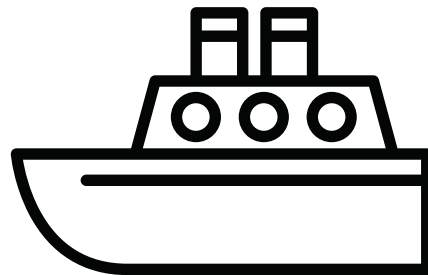



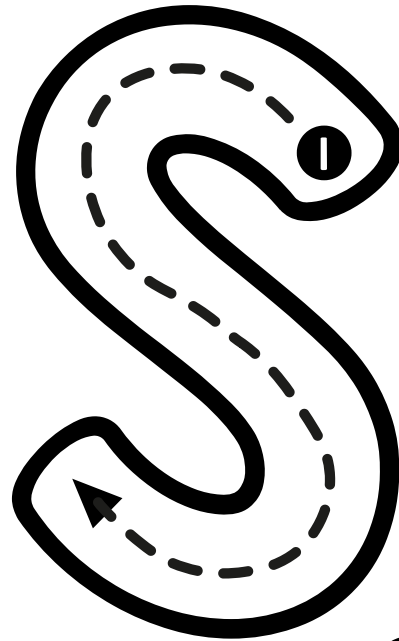

Color the pictures that begin with the  
sound of the letter Q








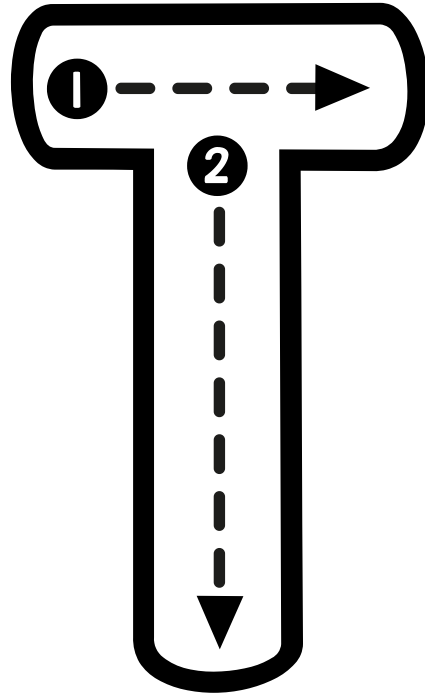
Color the pictures that begin with the  
sound of the letter R






Color the pictures that begin with the  
sound of the letter S





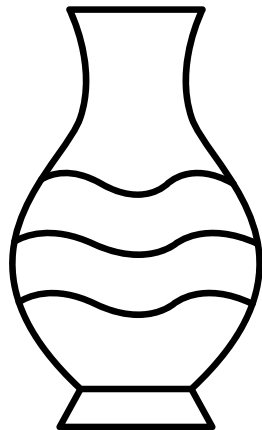

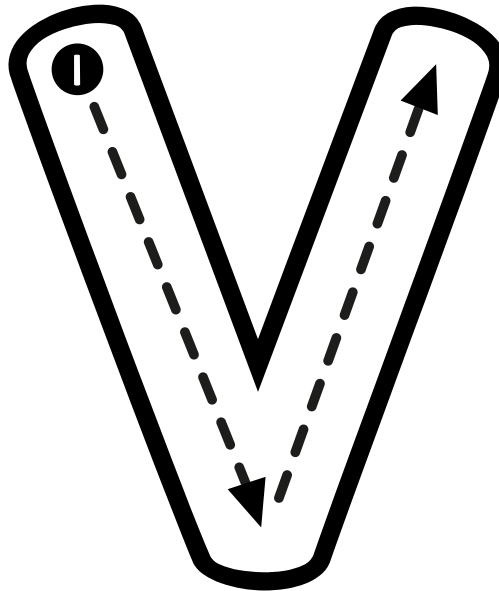



**Color the pictures that begin with the  
sound of the letter T**



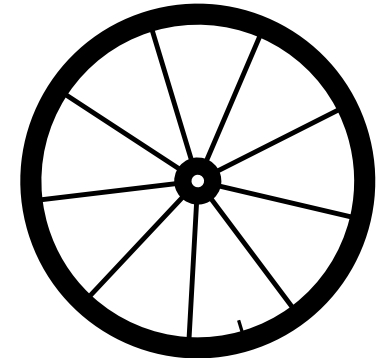






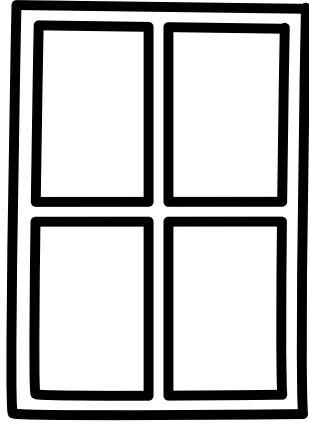
Color the pictures that begin with the  
sound of the letter U




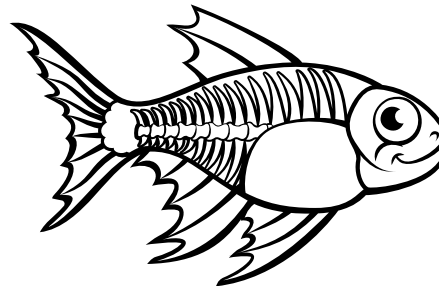

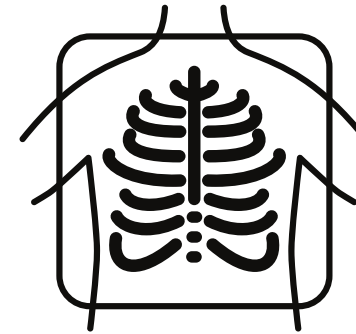
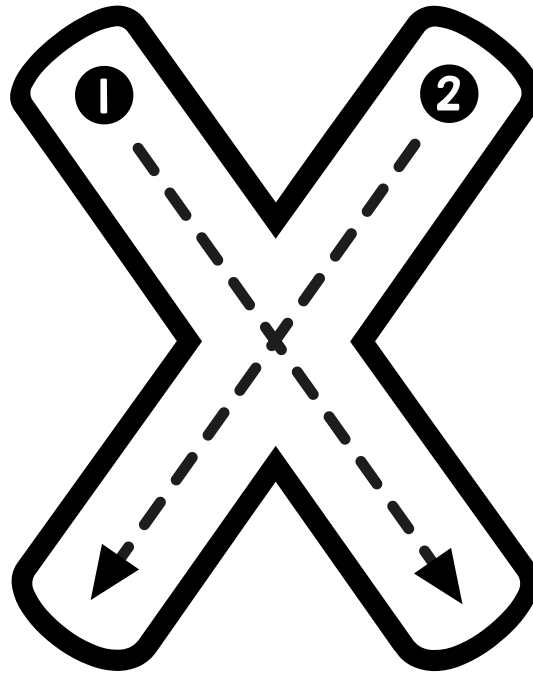

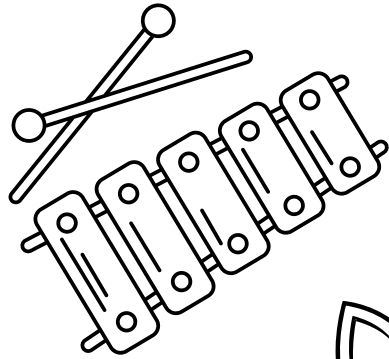
Color the pictures that begin with the  
sound of the letter V








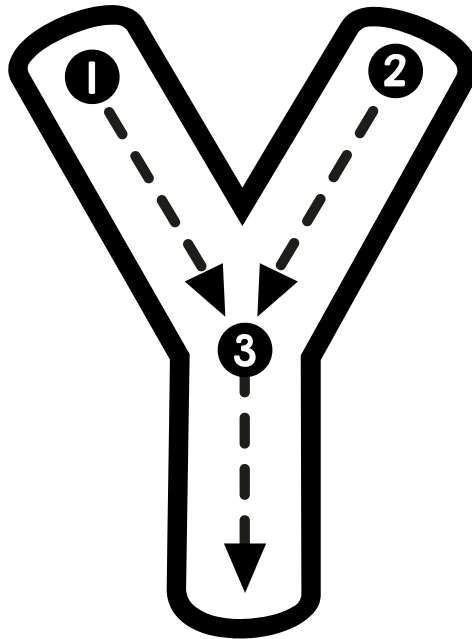

Color the pictures that begin with the  
sound of the letter W



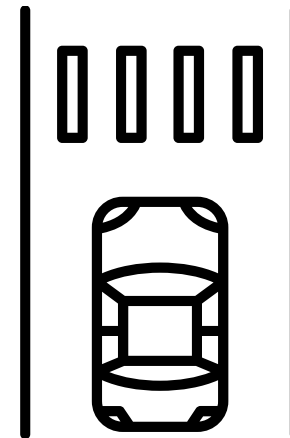



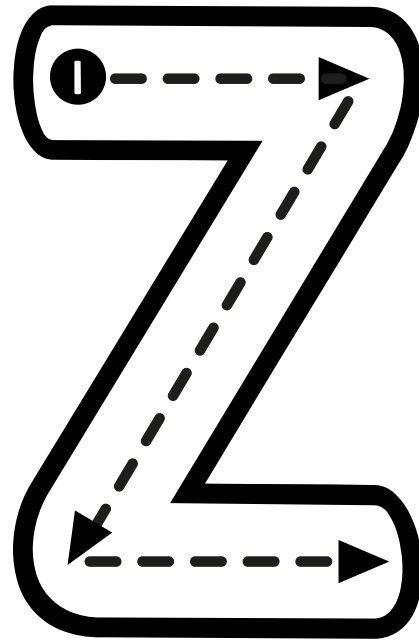




**Color the pictures that begin with the  
sound of the letter X**



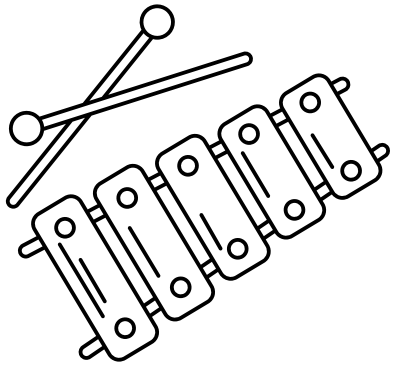
Color the pictures that begin with the  
sound of the letter Y



Color the pictures that begin with the  
sound of the letter Z




What is the beginning sound ? color it




X  
V  
H



F  
B  
U




K  
T  
L




R  
Y  
O

What is the begining sound ? color it




G V  
H



B  
I F

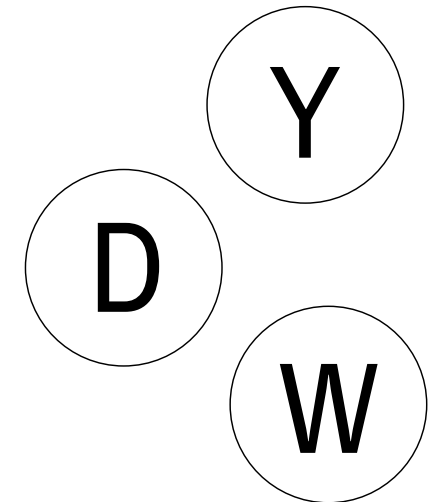

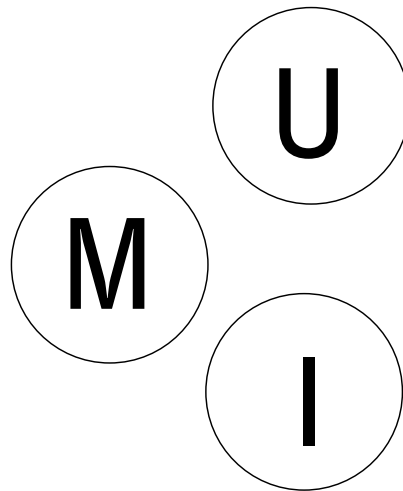

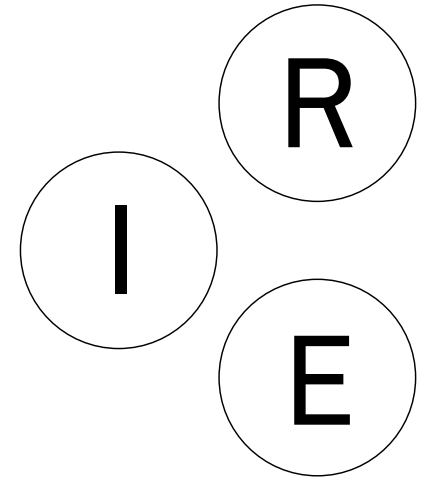

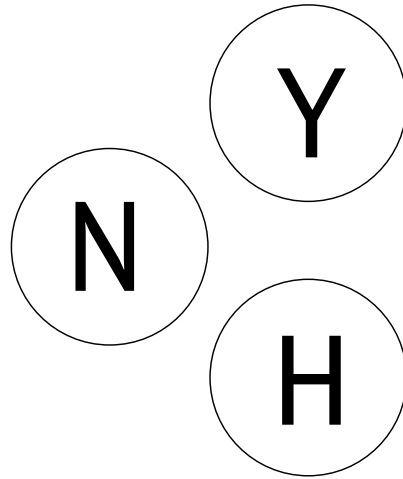


M I  
L

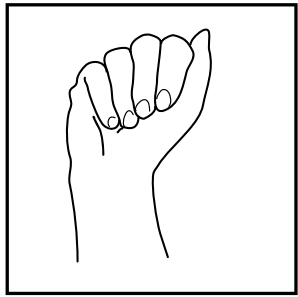


O  
R W

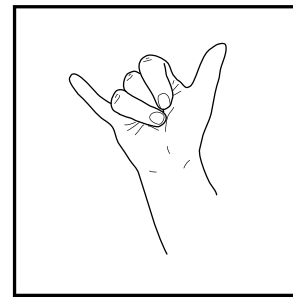

What is the begining sound ? color it





# What's The Letter ?



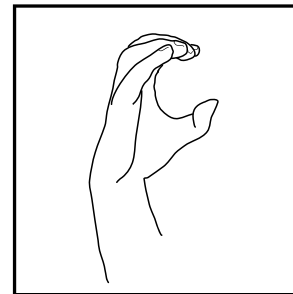

=





=



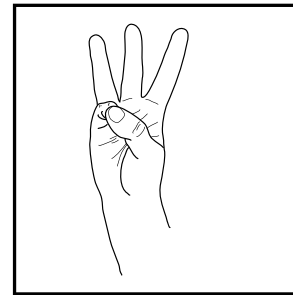

=





=



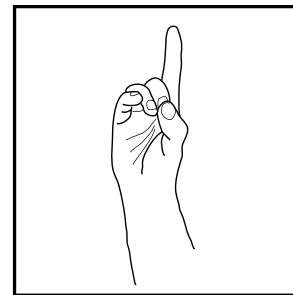

=




=



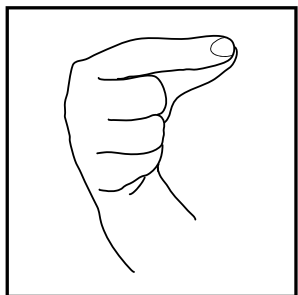
=



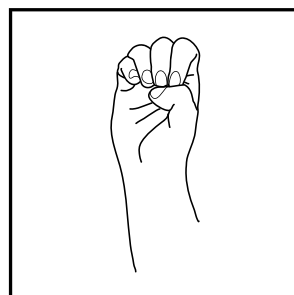

=



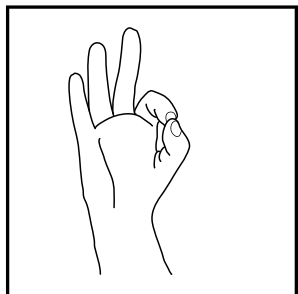

# What's The Letter ?



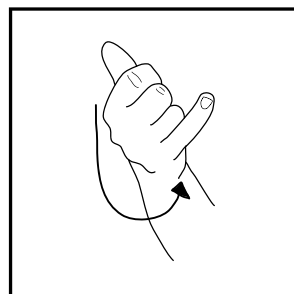

=



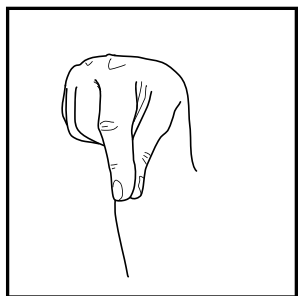

=



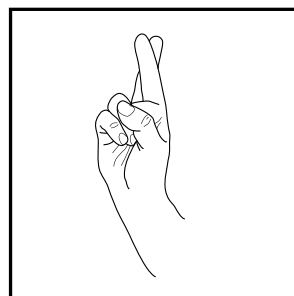
=



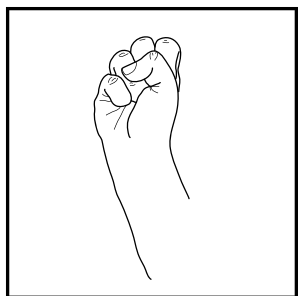

=




=




=



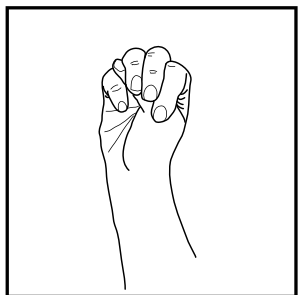
=



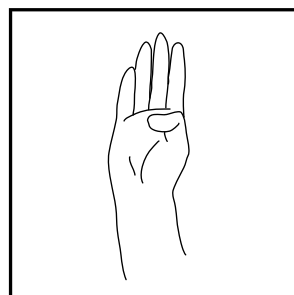

=



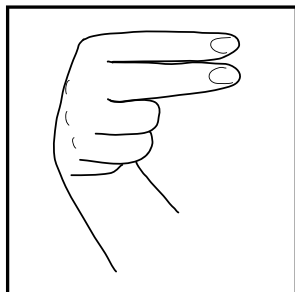

# What's The Letter ?



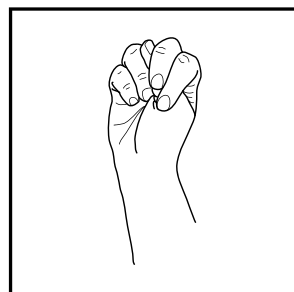

=



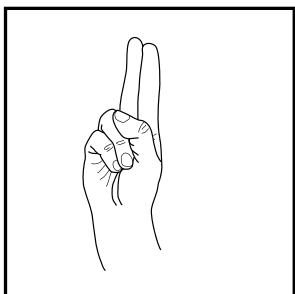

=



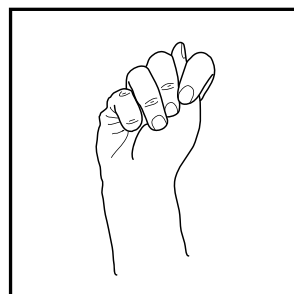

=



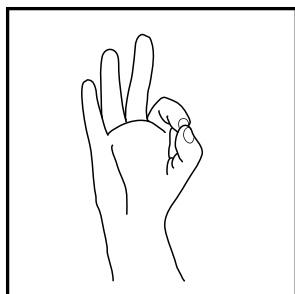

=



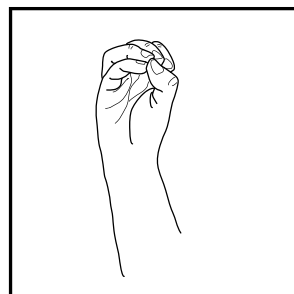
=




=















=







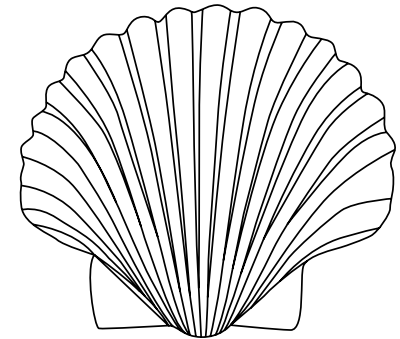






=



# What starts with CH ?



# What starts with SH ?



# What starts with TH ?

